

**Corrales International School
Governing Council Meeting Financial Items
Wednesday, September 14, 2016**

I. BUDGET *

BARS:

- 001-028-1617-0012-I 21000 – Student Nutrition – Increase
- 001-028-1617-0014-M 11000 – Operational – Maintenance – 1000 Function
- 001-028-1617-0015-M 11000 – Operational – Maintenance – 2000 Function
- 001-028-1617-0016-D 26177 – CSI (EMSI) – Decrease Cash Carryover
- 001-028-1617-0017-I 26177 – CSI (EMSI) – Increase – FY17 Award

II. FINANCIAL STATEMENT REPORTS AS OF AUGUST 31, 2016

- Budget Analysis
- Budget to Actual – Expenditure and Revenue
- Statement of Revenues, Expenditures and Changes in Fund Balance
- Balance Sheet

III. BANK RECONCILIATION REPORTS

- August 2016

IV. PAYROLL & ACCOUNTS PAYABLE PAYMENT VOUCHERS *

- Accounts Payable Listing – August 1, 2016 – August 31, 2016
- Payroll Voucher Listing – August 1, 2016 – August 31, 2016

V. OTHER

- Journal Entries – August 1, 2016 – August 31, 2016

* Requires Governing Council approval.

Must submit backup for all BARs,
except transfers of funds for SEG or
direct grants

STATE OF NEW MEXICO
PUBLIC EDUCATION DEPARTMENT
300 Don Gaspar Santa Fe, NM 87501-2786
Budget Adjustment Request

Page 2 of 45
Doc. ID: 001-028-1617-0012-1
Fund Type: General Fund / Capital
Outlay / Debt Service
Adjustment Type: Increase

Fiscal Year: 2016-2017

Entity Name: Corrales International School

Adjustment Changes Intent/Scope of Program Yes or No?: No

Contact: Rebekah Runyan, Business Manager

Total Approved Budget (Flowthrough):

Phone: 505-452-7481

Email: rrunyan@aptability.net

FLOWTHROUGH ONLY	
Budget Period: Jul 1 2016 12:00AM	To: Jun 30 2017 12:00AM
A. Approved Carryover:	
B. Total Current Year Allocation:	
D. Total Funding Available:	

Revenue 21000.0000.41604 \$23,000

Fund	Function	Object	Program	Job Class	Present Budget	Adj Amt Exp	Adj Budget	ADD'L FTE
21000 Food Services	3100 Food Services Operations	56116 Food	0000 No Program	0000 No Job Class	\$5,423	\$23,000	\$28,423	
Sub Total						\$23,000		
Indirect Cost								
DOC. TOTAL						\$23,000		

Justification:

To budget food services for the year.

Compliance with Sections 10-15-1 and 22-8-12, NMSA, 1978 Compilation:

A. The requested budget/changes were authorized at a scheduled Board of Education or Governance Council meeting open to the public on:

B. Justification for the transfer: Explanation such as "underbudgeted", "insufficient budget", or "needed to close out Project" ARE NOT ACCEPTABLE. Attach additional sheets if necessary.

ALL TRANSFER BARS MUST NET OUT TO ZERO ON THE DOC. TOTAL LINE.

Must submit backup for all BARs,
except transfers of funds for SEG or
direct grants

STATE OF NEW MEXICO
PUBLIC EDUCATION DEPARTMENT
300 Don Gaspar Santa Fe, NM 87501-2786
Budget Adjustment Request

Page 3 of 45
Doc. ID: 001-028-1617-0014-M
Fund Type: General Fund / Capital
Outlay / Debt Service
Adjustment Type: Maintenance

Fiscal Year: 2016-2017

Entity Name: Corrales International School

Adjustment Changes Intent/Scope of Program Yes or No?: No

Contact: Rebekah Runyan, Business Manager

Total Approved Budget (Flowthrough):

Phone: 505-452-7481

Email: rrunyan@aptability.net

FLOWTHROUGH ONLY	Budget Period: Jul 1 2016 12:00AM	To: Jun 30 2017 12:00AM
A. Approved Carryover:		
B. Total Current Year Allocation:		
D. Total Funding Available:		

Fund	Function	Object	Program	Job Class	Present Budget	Adj Amt Exp	Adj Budget	ADD'L FTE
11000 Operational	2100 Support Services-Students	51300 Additional Compensation	0000 No Program	1211 Coordinator/Su bject Matter Specialist	\$28,505	(\$5,685)	\$22,820	
11000 Operational	2100 Support Services-Students	52111 Educational Retirement	0000 No Program	0000 No Job Class	\$13,497	(\$698)	\$12,799	
11000 Operational	2100 Support Services-Students	52112 ERA - Retiree Health	0000 No Program	0000 No Job Class	\$1,943	(\$101)	\$1,842	
11000 Operational	2100 Support Services-Students	52210 FICA Payments	0000 No Program	0000 No Job Class	\$6,021	(\$1,224)	\$4,797	
11000 Operational	2100 Support Services-Students	52220 Medicare Payments	0000 No Program	0000 No Job Class	\$1,410	(\$288)	\$1,122	
11000 Operational	2100 Support Services-Students	53212 Speech Therapists - Contracted	2000 Special Programs	0000 No Job Class	\$44,300	(\$11,248)	\$33,052	
11000 Operational	2400 Support Services-School Administration	52210 FICA Payments	0000 No Program	0000 No Job Class	\$8,026	(\$702)	\$7,324	
11000 Operational	2400 Support Services-School Administration	52220 Medicare Payments	0000 No Program	0000 No Job Class	\$1,878	(\$164)	\$1,714	
11000 Operational	2400 Support Services-School Administration	52315 Disability	0000 No Program	0000 No Job Class	\$206	(\$68)	\$138	
11000 Operational	2400 Support Services-School Administration	54630 Rental - Computers and Related Equipment	0000 No Program	0000 No Job Class	\$7,000	(\$42)	\$6,958	
11000 Operational	2500 Central Services	53414 Other Services	0000 No Program	0000 No Job Class	\$141,591	(\$500)	\$141,091	
11000 Operational	2100 Support Services-Students	51300 Additional Compensation	2000 Special Programs	1211 Coordinator/Su bject Matter Specialist		\$5,685	\$5,685	
11000 Operational	2100 Support Services-Students	52312 Life	0000 No Program	0000 No Job Class	\$114	\$4	\$118	
11000 Operational	2100 Support Services-Students	52313 Dental	0000 No Program	0000 No Job Class	\$1,174	\$24	\$1,198	
11000 Operational	2100 Support Services-Students	52314 Vision	0000 No Program	0000 No Job Class	\$204	\$4	\$208	
11000 Operational	2100 Support Services-Students	52500 Unemployment Compensation	0000 No Program	0000 No Job Class	\$868	\$85	\$953	
11000 Operational	2100 Support Services-Students	52720 Workers Compensation Employer's Fee	0000 No Program	0000 No Job Class	\$20	\$2	\$22	

11000 Operational	2100 Support Services-Students	53211 Diagnosticians - Contracted	2000 Special Programs	0000 No Job Class	\$14,020	\$2,729	\$16,749	Page 4 of 45
11000 Operational	2100 Support Services-Students	53213 Occupational Therapists - Contracted	2000 Special Programs	0000 No Job Class	\$6,000	\$7,399	\$13,399	
11000 Operational	2100 Support Services-Students	53414 Other Services	0000 No Program	0000 No Job Class	\$19,500	\$834	\$20,334	
11000 Operational	2100 Support Services-Students	56118 General Supplies and Materials	0000 No Program	0000 No Job Class		\$975	\$975	
11000 Operational	2100 Support Services-Students	56118 General Supplies and Materials	2000 Special Programs	0000 No Job Class		\$125	\$125	
11000 Operational	2300 Support Services-General Administration	53411 Auditing	0000 No Program	0000 No Job Class	\$11,255	\$14	\$11,269	
11000 Operational	2400 Support Services-School Administration	51100 Salaries Expense	0000 No Program	1217 Secretarial/Cleri- cal/Technical Assistants	\$36,490	\$533	\$37,023	
11000 Operational	2400 Support Services-School Administration	52311 Health and Medical Premiums	0000 No Program	0000 No Job Class	\$23,536	\$229	\$23,765	
11000 Operational	2400 Support Services-School Administration	52312 Life	0000 No Program	0000 No Job Class	\$240	\$5	\$245	
11000 Operational	2400 Support Services-School Administration	52313 Dental	0000 No Program	0000 No Job Class	\$1,272	\$99	\$1,371	
11000 Operational	2400 Support Services-School Administration	52314 Vision	0000 No Program	0000 No Job Class	\$212	\$26	\$238	
11000 Operational	2400 Support Services-School Administration	54311 Maintenance & Repair - Furniture/Fixtures/Eq- uipment	0000 No Program	0000 No Job Class		\$70	\$70	
11000 Operational	2500 Central Services	56118 General Supplies and Materials	0000 No Program	0000 No Job Class	\$200	\$500	\$700	
11000 Operational	2600 Operation & Maintenance of Plant	51100 Salaries Expense	0000 No Program	1623 Crosswalk Guards	\$3,540	\$32	\$3,572	
11000 Operational	2600 Operation & Maintenance of Plant	52210 FICA Payments	0000 No Program	0000 No Job Class		\$220	\$220	
11000 Operational	2600 Operation & Maintenance of Plant	52220 Medicare Payments	0000 No Program	0000 No Job Class		\$52	\$52	
11000 Operational	2600 Operation & Maintenance of Plant	52500 Unemployment Compensation	0000 No Program	0000 No Job Class		\$64	\$64	
11000 Operational	2600 Operation & Maintenance of Plant	52720 Workers Compensation Employer's Fee	0000 No Program	0000 No Job Class		\$10	\$10	
11000 Operational	2600 Operation & Maintenance of Plant	54312 Maintenance & Repair - Buildings and Grounds	0000 No Program	0000 No Job Class	\$3,881	\$1,000	\$4,881	
Sub Total						\$0		
Indirect Cost								
DOC. TOTAL						\$0		

Justification:

Maintenance

Compliance with Sections 10-15-1 and 22-8-12, NMSA, 1978 Compilation:

A. The requested budget/changes were authorized at a scheduled Board of Education or Governance Council meeting open to the public on:

B. Justification for the transfer: Explanation such as "underbudgeted", "insufficient budget", or "needed to close out Project" ARE NOT ACCEPTABLE. Attach additional sheets if necessary.

ALL TRANSFER BARS MUST NET OUT TO ZERO ON THE DOC. TOTAL LINE.

Approvals by Digital Signature

<u>Name</u>	<u>Role</u>	<u>Date</u>
Rebekah Runyan	Business Manager	9/7/2016 11:51:38 AM

Must submit backup for all BARs,
except transfers of funds for SEG or
direct grants

STATE OF NEW MEXICO
PUBLIC EDUCATION DEPARTMENT
300 Don Gaspar Santa Fe, NM 87501-2786
Budget Adjustment Request

Page 6 of 45
Doc. ID: 001-028-1617-0015-M
Fund Type: General Fund / Capital
Outlay / Debt Service
Adjustment Type: Maintenance

Fiscal Year: 2016-2017

Entity Name: Corrales International School

Adjustment Changes Intent/Scope of Program Yes or No?: No

Contact: Rebekah Runyan, Business Manager

Total Approved Budget (Flowthrough):

Phone: 505-452-7481

Email: rrunyan@aptability.net

FLOWTHROUGH ONLY	
Budget Period: Jul 1 2016 12:00AM	To: Jun 30 2017 12:00AM
A. Approved Carryover:	
B. Total Current Year Allocation:	
D. Total Funding Available:	

Fund	Function	Object	Program	Job Class	Present Budget	Adj Amt Exp	Adj Budget	ADD'L FTE
11000 Operational	1000 Instruction	51100 Salaries Expense	1010 Regular Education (K-12) Programs	1411 Teachers-Grades 1-12	\$475,456	(\$14,578)	\$460,878	
11000 Operational	1000 Instruction	52112 ERA - Retiree Health	0000 No Program	0000 No Job Class	\$18,968	(\$52)	\$18,916	
11000 Operational	1000 Instruction	52210 FICA Payments	0000 No Program	0000 No Job Class	\$59,707	(\$4,275)	\$55,432	
11000 Operational	1000 Instruction	52220 Medicare Payments	0000 No Program	0000 No Job Class	\$13,973	(\$1,007)	\$12,966	
11000 Operational	1000 Instruction	52311 Health and Medical Premiums	0000 No Program	0000 No Job Class	\$123,474	(\$18,927)	\$104,547	
11000 Operational	1000 Instruction	52313 Dental	0000 No Program	0000 No Job Class	\$5,837	(\$970)	\$4,867	
11000 Operational	1000 Instruction	52314 Vision	0000 No Program	0000 No Job Class	\$1,039	(\$53)	\$986	
11000 Operational	1000 Instruction	52500 Unemployment Compensation	0000 No Program	0000 No Job Class	\$10,049	(\$1,138)	\$8,911	
11000 Operational	1000 Instruction	52710 Workers Compensation Premium	0000 No Program	0000 No Job Class	\$13,352	(\$101)	\$13,251	
11000 Operational	1000 Instruction	52720 Workers Compensation Employer's Fee	0000 No Program	0000 No Job Class	\$246	(\$37)	\$209	
11000 Operational	1000 Instruction	53330 Professional Development	1010 Regular Education (K-12) Programs	0000 No Job Class	\$2,500	(\$1,524)	\$976	
11000 Operational	1000 Instruction	51100 Salaries Expense	1020 Elementary Fine Arts Programs	1411 Teachers-Grades 1-12	\$57,223	\$17,218	\$74,441	
11000 Operational	1000 Instruction	51100 Salaries Expense	2000 Special Programs	1412 Teachers-Special Education	\$28,027	\$7,436	\$35,463	
11000 Operational	1000 Instruction	51100 Salaries Expense	4010 Bilingual Education Programs	1416 Teachers-Other Instruction	\$191,433	\$12,931	\$204,364	
11000 Operational	1000 Instruction	51300 Additional Compensation	1010 Regular Education (K-12) Programs	1411 Teachers-Grades 1-12	\$11,678	\$444	\$12,122	
11000 Operational	1000 Instruction	51300 Additional Compensation	4010 Bilingual Education Programs	1416 Teachers-Other Instruction	\$19,250	\$1,750	\$21,000	
11000 Operational	1000 Instruction	52111 Educational Retirement	0000 No Program	0000 No Job Class	\$131,761	\$227	\$131,988	

11000 Operational	1000 Instruction	52312 Life	0000 No Program	0000 No Job Class	\$1,321	\$114	\$1,435	Page 7 of 45
11000 Operational	1000 Instruction	52315 Disability	0000 No Program	0000 No Job Class	\$864	\$18	\$882	
11000 Operational	1000 Instruction	53330 Professional Development	0000 No Program	0000 No Job Class		\$1,524	\$1,524	
11000 Operational	1000 Instruction	53711 Other Charges	1010 Regular Education (K-12) Programs	0000 No Job Class	\$20,904	\$1,000	\$21,904	
Sub Total						\$0		
Indirect Cost								
DOC. TOTAL						\$0		

Justification:

Maintenance

Compliance with Sections 10-15-1 and 22-8-12, NMSA, 1978 Compilation:

A. The requested budget/changes were authorized at a scheduled Board of Education or Governance Council meeting open to the public on:

B. Justification for the transfer: Explanation such as "underbudgeted", "insufficient budget", or "needed to close out Project" ARE NOT ACCEPTABLE. Attach additional sheets if necessary.

ALL TRANSFER BARS MUST NET OUT TO ZERO ON THE DOC. TOTAL LINE.

Approvals by Digital Signature

<u>Name</u>	<u>Role</u>	<u>Date</u>
Rebekah Runyan	Business Manager	9/7/2016 11:53:34 AM

Must submit backup for all BARs, except transfers of funds for SEG or direct grants

STATE OF NEW MEXICO
PUBLIC EDUCATION DEPARTMENT
300 Don Gaspar Santa Fe, NM 87501-2786
Budget Adjustment Request

Page 8 of 45
 Doc. ID: 001-028-1617-0016-D
 Fund Type: Direct Grant
 Adjustment Type: Decrease

Fiscal Year: 2016-2017

Entity Name: Corrales International School

Adjustment Changes Intent/Scope of Program Yes or No?: No

Contact: Rebekah Runyan, Business Manager

Total Approved Budget (Flowthrough):

Phone: 505-452-7481

Email: rrunyan@aptability.net

FLOWTHROUGH ONLY <p style="text-align: center;">Budget Period: Jul 1 2016 12:00AM To: Jun 30 2017 12:00AM</p> <p style="text-align: center;">A. Approved Carryover:</p> <p style="text-align: center;">B. Total Current Year Allocation:</p> <p style="text-align: center;">D. Total Funding Available:</p>
--

Revenue 26177.0000.11112 (\$14,654)

Fund	Function	Object	Program	Job Class	Present Budget	Adj Amt Exp	Adj Budget	ADD'L FTE
26177	1000 Instruction	55915 Other Contract Services	1010 Regular Education (K-12) Programs	0000 No Job Class	\$1,654	(\$1,654)		
26177	1000 Instruction	56118 General Supplies and Materials	1010 Regular Education (K-12) Programs	0000 No Job Class	\$13,000	(\$13,000)		
Sub Total						(\$14,654)		
Indirect Cost								
DOC. TOTAL						(\$14,654)		

Justification:

School did not budget and there is no cash carryover. This was added on PED's end incorrectly.

Compliance with Sections 10-15-1 and 22-8-12, NMSA, 1978 Compilation:

A. The requested budget/changes were authorized at a scheduled Board of Education or Governance Council meeting open to the public on:

B. Justification for the transfer: Explanation such as "underbudgeted", "insufficient budget", or "needed to close out Project" ARE NOT ACCEPTABLE. Attach additional sheets if necessary.

ALL TRANSFER BARS MUST NET OUT TO ZERO ON THE DOC. TOTAL LINE.

Approvals by Digital Signature		
<u>Name</u>	<u>Role</u>	<u>Date</u>
Rebekah Runyan	Business Manager	9/8/2016 12:04:14 PM

Corrales International School
Budgeted vs. Actual Cash Balance
FY 2017

	EMSI
	26177
Cash	\$ (8,386.80)
Plus: Due from Other Funds	\$ 8,825.28
Less: Accrued Expenses	\$ (438.48)
Less: Due to Other Funds	\$ -
Actual Cash Balance	<u>\$ 0.00</u>
Budgeted Cash	<u>\$ 14,654.00</u>
Cash Increase/(Decrease)*	<u><u>\$ (14,654.00)</u></u>

Must submit backup for all BARs,
except transfers of funds for SEG or
direct grants

STATE OF NEW MEXICO
PUBLIC EDUCATION DEPARTMENT
300 Don Gaspar Santa Fe, NM 87501-2786
Budget Adjustment Request

Page 10 of 45
Doc. ID: 001-028-1617-0017-I
Fund Type: Direct Grant
Adjustment Type: Increase

Fiscal Year: 2016-2017

Entity Name: Corrales International School

Adjustment Changes Intent/Scope of Program Yes or No?: No

Contact: Rebekah Runyan, Business Manager

Total Approved Budget (Flowthrough):

Phone: 505-452-7481

Email: rrunyan@aptability.net

FLOWTHROUGH ONLY	Budget Period: Jul 1 2016 12:00AM	To: Jun 30 2017 12:00AM
A. Approved Carryover:		
B. Total Current Year Allocation:		
D. Total Funding Available:		

Revenue 26177.0000.43214 \$10,000

Fund	Function	Object	Program	Job Class	Present Budget	Adj Amt Exp	Adj Budget	ADD'L FTE
26177 Elementar y & Middle School Initiative	1000 Instruc ion	51300 Additional Compensation	9000 Co- Curricular and Extra-Curricular Activities	1411 Teachers- Grades 1-12		\$900	\$900	
26177 Elementar y & Middle School Initiative	1000 Instruc ion	52111 Educational Retirement	0000 No Program	0000 No Job Class		\$121	\$121	
26177 Elementar y & Middle School Initiative	1000 Instruc ion	52112 ERA - Retiree Health	0000 No Program	0000 No Job Class		\$18	\$18	
26177 Elementar y & Middle School Initiative	1000 Instruc ion	52210 FICA Payments	0000 No Program	0000 No Job Class		\$53	\$53	
26177 Elementar y & Middle School Initiative	1000 Instruc ion	52220 Medicare Payments	0000 No Program	0000 No Job Class		\$13	\$13	
26177 Elementar y & Middle School Initiative	1000 Instruc ion	52500 Unemployment Compensation	0000 No Program	0000 No Job Class		\$9	\$9	
26177 Elementar y & Middle School Initiative	1000 Instruc ion	52720 Workers Compensation Employer's Fee	0000 No Program	0000 No Job Class		\$1	\$1	
26177 Elementar y & Middle School Initiative	1000 Instruc ion	56118 General Supplies and Materials	9000 Co- Curricular and Extra-Curricular Activities	0000 No Job Class		\$7,514	\$7,514	
26177 Elementar y & Middle School Initiative	2100 Support Services-Students	51300 Additional Compensation	9000 Co- Curricular and Extra-Curricular Activities	1211 Coordinator/Su bject Matter Specialist		\$1,100	\$1,100	

26177 Elementary & Middle School Initiative	2100 Support Services-Students	52111 Educational Retirement	0000 No Program	0000 No Job Class		\$147	\$147	Page 11 of 45
26177 Elementary & Middle School Initiative	2100 Support Services-Students	52112 ERA - Retiree Health	0000 No Program	0000 No Job Class		\$21	\$21	
26177 Elementary & Middle School Initiative	2100 Support Services-Students	52210 FICA Payments	0000 No Program	0000 No Job Class		\$75	\$75	
26177 Elementary & Middle School Initiative	2100 Support Services-Students	52220 Medicare Payments	0000 No Program	0000 No Job Class		\$12	\$12	
26177 Elementary & Middle School Initiative	2100 Support Services-Students	52500 Unemployment Compensation	0000 No Program	0000 No Job Class		\$15	\$15	
26177 Elementary & Middle School Initiative	2100 Support Services-Students	52720 Workers Compensation Employer's Fee	0000 No Program	0000 No Job Class		\$1	\$1	
Sub Total						\$10,000		
Indirect Cost								
DOC. TOTAL						\$10,000		

Justification:

To budget FY17 award.

Compliance with Sections 10-15-1 and 22-8-12, NMSA, 1978 Compilation:

A. The requested budget/changes were authorized at a scheduled Board of Education or Governance Council meeting open to the public on:

B. Justification for the transfer: Explanation such as "underbudgeted", "insufficient budget", or "needed to close out Project" ARE NOT ACCEPTABLE. Attach additional sheets if necessary.

ALL TRANSFER BARS MUST NET OUT TO ZERO ON THE DOC. TOTAL LINE.

Approvals by Digital Signature

<u>Name</u>	<u>Role</u>	<u>Date</u>
Rebekah Runyan	Business Manager	9/8/2016 12:53:23 PM



Community School Initiative

Charter Schools

Award Notification

Greetings,

Please read this letter in its entirety. We are pleased to inform you that your school was selected to receive a grant from CSI for the 2016-2017 school-year. Please see your attached line item budget for your award amount noted on the **green cell**.

Awards were based on the following criteria:

- 1) *Met all of the criteria required for the funding level applied for*
- 2) *Scores submitted by a review committee of 3 community members*
- 3) *Your schools performance on last year's program implementation*
- 4) *Your schools ability to meet the programmatic requirements under the funding amount qualified for*

Next steps to accessing funds:

1. Complete the **CSI School Information Form**
2. Revise the **FY17 Line Item Budget** to reflect your award amount or make any necessary changes.
3. Return completed **CSI School Information Form and FY17 Line Item Budget** to: abchelp@bernco.gov
4. Once ABC staff receives the **School Information Form** and **Revised Budget** an Intergovernmental Agreement will be drafted and send to the school for review and signature.
5. Schools will need to attend a CSI Policy and Procedure training to review grant requirements and reimbursement processes. Meeting date and time will be sent via email upon execution of the contract.

We look forward to working with you this school year. Please feel free to contact us at abchelp@bernco.gov with any questions you may have.

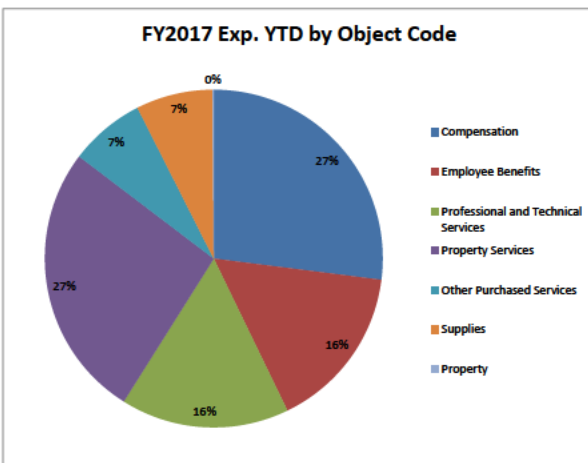
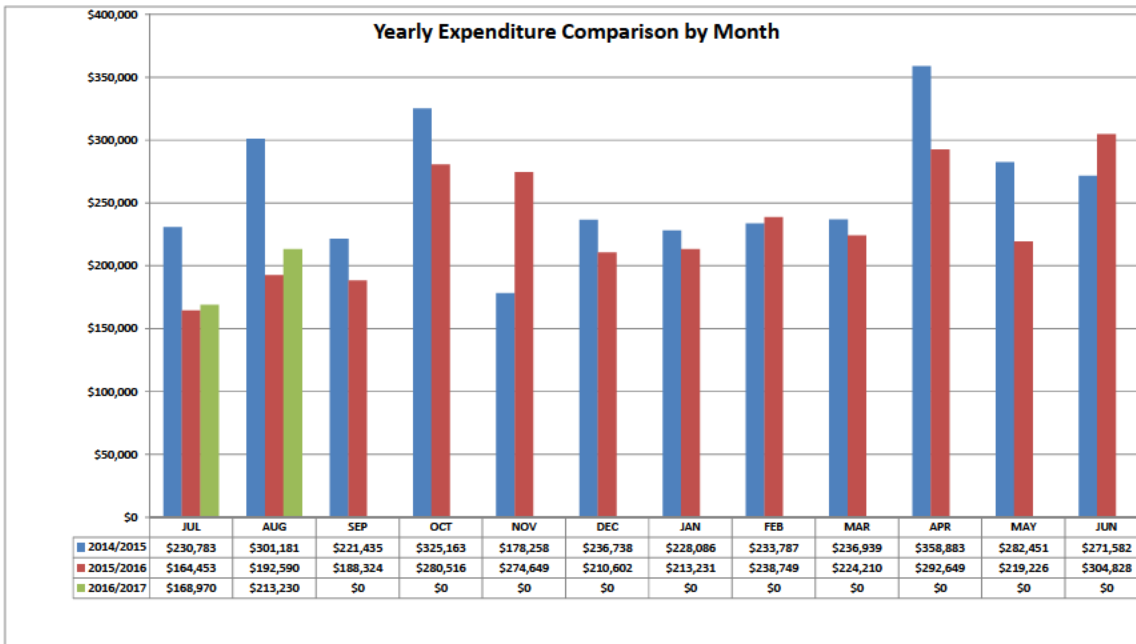
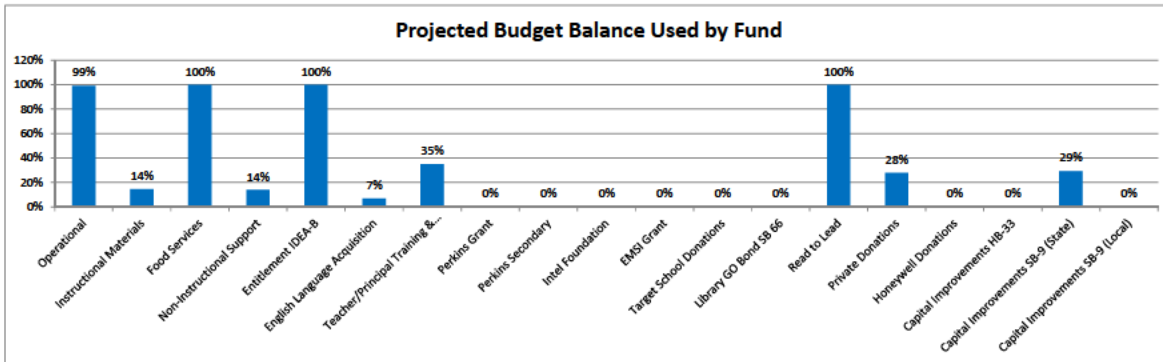
Sincerely,

The ABC Community School Partnership Team

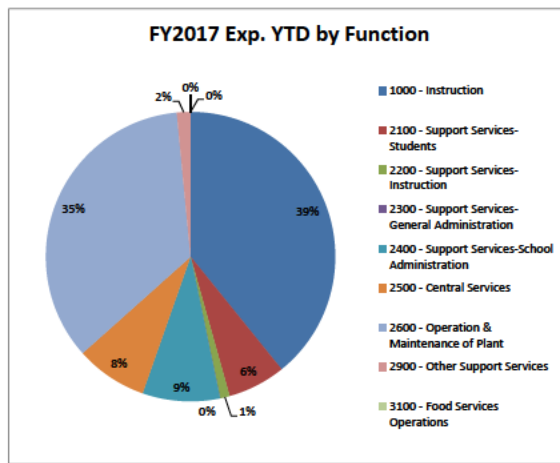
*Jose Munoz
Linda Sepulveda*

*Deanna Creighton Cook
Gloria Schneller*

Corrales International School
Expenditure Analytical Review
As of August 31, 2016



Compensation: amounts paid to permanent and temporary employees.
Benefits: medical, dental, vision, disability, unemployment, etc.
Purch Svcs - Prof & Tech: ancillary, training, auditors, attorneys, accounting.
Purch Svcs - Property: maintenance & repair, utilities, lease, etc.
Purch Svcs - Other: liability insurance, advertising, travel, non-professional services.
Supplies: office, testing, textbook, food, software, etc.
Property: fixed assets, property purchase.
Debt Svc & Misc: penalties, emergency reserve, etc.



1000 - Instruction: direct classroom related expenditures.
2100 - Support Services - Student: special education, school counselor, attendance, student records.
2200 - Support Services - Instruction: testing and library
2300 - Administration: auditors, legal, and governance council
2400 - School Administration: principal's office
2500 - Central Services: business office and administrative technology
2600 - Operation & Maintenance: custodial, maintenance, security, and safety
3100 - Food Services: food services operations

Cycle: FY2017; Begin Date: 8/1/2016; End Date: 8/31/2016; Account Type: Revenue; Subtotal Elements: Fund; Filter: ([Fund] >= '11000'); Subtotal By Account Type: Yes

Account Code	Description	Actual (Date Range)	Budget (YTD)	Actual (YTD)	Encumbrance (YTD)	Available (YTD)	% of Budget
11000-0000-41702-0000-001028-0000-00000	Fees - Educational	\$ (1,200.00)	\$ -	\$ (1,400.00)	\$ -	\$ 1,400.00	0.00
11000-0000-41920-0000-001028-0000-00000	Contributions/Dona ions - Private Sources (Non Categorical)	\$ -	\$ -	\$ (75.00)	\$ -	\$ 75.00	0.00
11000-0000-43101-0000-001028-0000-00000	State Equalization Guarantee	\$ (193,481.40)	\$ (2,321,777.00)	\$ (388,962.80)	\$ -	\$ (1,934,814.20)	16.66
Subtotal of Element: Revenue		\$ (194,681.40)	\$ (2,321,777.00)	\$ (388,437.80)	\$ -	\$ (1,933,339.20)	16.73
Subtotal of Element: [Fund] 11000 - Operational		\$ (194,681.40)	\$ (2,321,777.00)	\$ (388,437.80)	\$ -	\$ (1,933,339.20)	16.73
14000-0000-43211-0000-001028-0000-00000	Instructional Materials - Cash	\$ (14,423.20)	\$ (14,423.00)	\$ (14,423.20)	\$ -	\$ 0.20	100.00
Subtotal of Element: Revenue		\$ (14,423.20)	\$ (14,423.00)	\$ (14,423.20)	\$ -	\$ 0.20	100.00
Subtotal of Element: [Fund] 14000 - Instructional Materials		\$ (14,423.20)	\$ (14,423.00)	\$ (14,423.20)	\$ -	\$ 0.20	100.00
21000-0000-41604-0000-001028-0000-00000	Fees - Students/Food Services	\$ (1,362.12)	\$ -	\$ (1,362.12)	\$ -	\$ 1,362.12	0.00
Subtotal of Element: Revenue		\$ (1,362.12)	\$ -	\$ (1,362.12)	\$ -	\$ 1,362.12	0.00
Subtotal of Element: [Fund] 21000 - Food Services		\$ (1,362.12)	\$ -	\$ (1,362.12)	\$ -	\$ 1,362.12	0.00
24106-0000-41924-0000-001028-0000-00000	Flowthrough Grants from District	\$ -	\$ (22,226.00)	\$ (13,338.99)	\$ -	\$ (8,887.01)	60.01
Subtotal of Element: Revenue		\$ -	\$ (22,226.00)	\$ (13,338.99)	\$ -	\$ (8,887.01)	60.02
Subtotal of Element: [Fund] 24106 - Entitlement IDEA-B		\$ -	\$ (22,226.00)	\$ (13,338.99)	\$ -	\$ (8,887.01)	60.02
24153-0000-41924-0000-001028-0000-00000	Flow-through Grants from Districts to Charter Schools	\$ -	\$ (1,950.00)	\$ (1,124.54)	\$ -	\$ (825.46)	57.66
Subtotal of Element: Revenue		\$ -	\$ (1,950.00)	\$ (1,124.54)	\$ -	\$ (825.46)	57.67
Subtotal of Element: [Fund] 24153 - English Language Acquisition		\$ -	\$ (1,950.00)	\$ (1,124.54)	\$ -	\$ (825.46)	57.67
24154-0000-41924-0000-001028-0000-00000	Flow-through Grants from Districts to Charter Schools	\$ -	\$ (14,003.00)	\$ (4,556.88)	\$ -	\$ (9,446.12)	32.54
Subtotal of Element: Revenue		\$ -	\$ (14,003.00)	\$ (4,556.88)	\$ -	\$ (9,446.12)	32.54
Subtotal of Element: [Fund] 24154 - Teacher/Principal Training & Recruiting		\$ -	\$ (14,003.00)	\$ (4,556.88)	\$ -	\$ (9,446.12)	32.54
24174-0000-41924-0000-001028-0000-00000	Flow-through Grants from Districts to Charter Schools	\$ -	\$ (33,205.00)	\$ (5,756.67)	\$ -	\$ (27,448.33)	17.33
Subtotal of Element: Revenue		\$ -	\$ (33,205.00)	\$ (5,756.67)	\$ -	\$ (27,448.33)	17.34
Subtotal of Element: [Fund] 24174 - Perkins Grant		\$ -	\$ (33,205.00)	\$ (5,756.67)	\$ -	\$ (27,448.33)	17.34
24175-0000-41924-0000-001028-0000-00000	Flow-through Grants from Districts to Charter Schools	\$ -	\$ (2,811.00)	\$ -	\$ -	\$ (2,811.00)	0.00
Subtotal of Element: Revenue		\$ -	\$ (2,811.00)	\$ -	\$ -	\$ (2,811.00)	0.00
Subtotal of Element: [Fund] 24175 - Carl D Perkins Secondary - PY Unliq. Obligations		\$ -	\$ (2,811.00)	\$ -	\$ -	\$ (2,811.00)	0.00

Cycle: FY2017; Begin Date: 8/1/2016; End Date: 8/31/2016; Account Type: Revenue; Subtotal Elements: Fund; Filter: ([Fund] >= '11000'); Subtotal By Account Type: Yes

Account Code	Description	Actual (Date Range)	Budget (YTD)	Actual (YTD)	Encumbrance (YTD)	Available (YTD)	% of Budget
26177-0000-41921-0000-001028-0000-000000	Instructional - Categorical	\$ -	\$ -	\$ (8,825.28)	\$ -	\$ 8,825.28	0.00
Subtotal of Element: Revenue		\$ -	\$ -	\$ (8,825.28)	\$ -	\$ 8,825.28	0.00
Subtotal of Element: [Fund] 26177 - EMSI Grant		\$ -	\$ -	\$ (8,825.28)	\$ -	\$ 8,825.28	0.00
27107-0000-43204-0000-001028-0000-000000	Prior Year Balances	\$ -	\$ (3,685.00)	\$ -	\$ -	\$ (3,685.00)	0.00
Subtotal of Element: Revenue		\$ -	\$ (3,685.00)	\$ -	\$ -	\$ (3,685.00)	0.00
Subtotal of Element: [Fund] 27107 - Library GO Bond SB 66		\$ -	\$ (3,685.00)	\$ -	\$ -	\$ (3,685.00)	0.00
27114-0000-43202-0000-001028-0000-000000	State Flow-through Grant	\$ -	\$ (50,010.00)	\$ (7,497.51)	\$ -	\$ (42,512.49)	14.99
Subtotal of Element: Revenue		\$ -	\$ (50,010.00)	\$ (7,497.51)	\$ -	\$ (42,512.49)	14.99
Subtotal of Element: [Fund] 27114 - Read to Lead		\$ -	\$ (50,010.00)	\$ (7,497.51)	\$ -	\$ (42,512.49)	14.99
29102-0000-41920-0000-001028-0000-000000	Contributions/Donations - Private Sources (Non Categorical)	\$ (300.00)	\$ -	\$ (378.17)	\$ -	\$ 378.17	0.00
Subtotal of Element: Revenue		\$ (300.00)	\$ -	\$ (378.17)	\$ -	\$ 378.17	0.00
Subtotal of Element: [Fund] 29102 - Private Donations		\$ (300.00)	\$ -	\$ (378.17)	\$ -	\$ 378.17	0.00
31600-0000-41110-0000-001028-0000-000000	Ad Valorem Taxes - School District	\$ -	\$ (158,458.00)	\$ -	\$ -	\$ (158,458.00)	0.00
Subtotal of Element: Revenue		\$ -	\$ (158,458.00)	\$ -	\$ -	\$ (158,458.00)	0.00
Subtotal of Element: [Fund] 31600 - Capital Improvements HB-33		\$ -	\$ (158,458.00)	\$ -	\$ -	\$ (158,458.00)	0.00
31700-0000-43204-0000-001028-0000-000000	Prior Year Balances	\$ -	\$ (10,244.00)	\$ -	\$ -	\$ (10,244.00)	0.00
Subtotal of Element: Revenue		\$ -	\$ (10,244.00)	\$ -	\$ -	\$ (10,244.00)	0.00
Subtotal of Element: [Fund] 31700 - Capital Improvements SB-9		\$ -	\$ (10,244.00)	\$ -	\$ -	\$ (10,244.00)	0.00
31701-0000-41110-0000-001028-0000-000000	Ad Valorem Taxes - School District	\$ (2,393.96)	\$ (79,408.00)	\$ (3,614.66)	\$ -	\$ (75,793.34)	4.55
Subtotal of Element: Revenue		\$ (2,393.96)	\$ (79,408.00)	\$ (3,614.66)	\$ -	\$ (75,793.34)	4.55
Subtotal of Element: [Fund] 31701 - Capital Improvements SB-9 (Local)		\$ (2,393.96)	\$ (79,408.00)	\$ (3,614.66)	\$ -	\$ (75,793.34)	4.55
Total		\$ (213,160.68)	\$ (2,712,200.00)	\$ (449,315.82)	\$ -	\$ (2,262,884.18)	16.57

Cycle: FY2017; Begin Date: 8/1/2016; End Date: 8/31/2016; Account Type: Expenditure; Subtotal Elements: Fund,Function; Filter: ([Fund] >= '11000'); Subtotal By Account Type: Yes

Account Code	Description	Actual (Date Range)	Budget (YTD)	Actual (YTD)	Encumbrance (YTD)	Available (YTD)	% of Budget
11000-1000-51100-0000-001028-1611-00000	Salaries Expense	\$ -	\$ 15,000.00	\$ -	\$ -	\$ 15,000.00	0.00
11000-1000-51100-1010-001028-1411-00000	Salaries Expense	\$ 30,533.62	\$ 475,456.00	\$ 30,533.62	\$ 430,344.38	\$ 14,578.00	6.42
11000-1000-51100-1010-001028-1713-00000	Salaries Expense	\$ 1,370.38	\$ 18,500.00	\$ 1,370.38	\$ 17,129.62	\$ -	7.40
11000-1000-51100-1020-001028-1411-00000	Salaries Expense	\$ 5,514.14	\$ 57,223.00	\$ 5,514.14	\$ 68,926.86	\$ (17,218.00)	9.63
11000-1000-51100-2000-001028-1412-00000	Salaries Expense	\$ 2,076.06	\$ 28,027.00	\$ 2,076.06	\$ 33,386.12	\$ (7,435.18)	7.40
11000-1000-51100-2000-001028-1422-00000	Instruction-Salaries Expense	\$ 3,529.78	\$ 47,652.00	\$ 3,529.78	\$ 44,122.22	\$ -	7.40
11000-1000-51100-2000-001028-1712-00000	Salaries Expense	\$ 2,783.72	\$ 37,580.00	\$ 2,783.72	\$ 34,796.28	\$ -	7.40
11000-1000-51100-4010-001028-1411-00000	Salaries Expense-Teachers-Grades 1-12	\$ 384.61	\$ -	\$ 384.61	\$ 9,615.39	\$ (10,000.00)	0.00
11000-1000-51100-4010-001028-1413-00000	Salaries Expense	\$ 4,520.66	\$ 61,029.00	\$ 4,520.66	\$ 56,508.34	\$ -	7.40
11000-1000-51100-4010-001028-1416-00000	Salaries Expense	\$ 14,397.34	\$ 191,433.00	\$ 14,397.34	\$ 179,966.66	\$ (2,931.00)	7.52
11000-1000-51300-1010-001028-1411-00000	Additional Compensation	\$ 897.92	\$ 11,678.00	\$ 897.92	\$ 11,224.08	\$ (444.00)	7.68
11000-1000-51300-4010-001028-1416-00000	Additional Compensation	\$ 1,296.30	\$ 19,250.00	\$ 1,296.30	\$ 16,203.70	\$ 1,750.00	6.73
11000-1000-51300-4010-001028-1621-00000	Additional Compensation	\$ -	\$ 655.00	\$ 600.00	\$ 55.00	\$ -	91.60
11000-1000-52111-0000-001028-0000-00000	Educational Retirement	\$ 9,365.09	\$ 131,761.00	\$ 9,448.49	\$ 122,052.68	\$ 259.83	7.17
11000-1000-52112-0000-001028-0000-00000	ERA - Retiree Health	\$ 1,346.06	\$ 18,968.00	\$ 1,358.06	\$ 17,487.04	\$ 122.90	7.15
11000-1000-52210-0000-001028-0000-00000	FICA Payments	\$ 3,826.16	\$ 59,707.00	\$ 3,863.36	\$ 51,330.51	\$ 4,513.13	6.47
11000-1000-52220-0000-001028-0000-00000	Medicare Payments	\$ 894.89	\$ 13,973.00	\$ 903.59	\$ 12,005.94	\$ 1,063.47	6.46
11000-1000-52311-0000-001028-0000-00000	Health and Medical Premiums	\$ 11,490.44	\$ 123,474.00	\$ 11,490.44	\$ 91,544.45	\$ 20,439.11	9.30
11000-1000-52312-0000-001028-0000-00000	Life	\$ 219.10	\$ 1,321.00	\$ 219.10	\$ 1,206.30	\$ (104.40)	16.58
11000-1000-52313-0000-001028-0000-00000	Dental	\$ 370.42	\$ 5,837.00	\$ 370.42	\$ 4,475.83	\$ 990.75	6.34
11000-1000-52314-0000-001028-0000-00000	Vision	\$ 77.78	\$ 1,039.00	\$ 77.78	\$ 903.94	\$ 57.28	7.48
11000-1000-52315-0000-001028-0000-00000	Disability	\$ 95.89	\$ 864.00	\$ 95.89	\$ 774.92	\$ (6.81)	11.09
11000-1000-52500-0000-001028-0000-00000	Unemployment Compensation	\$ 354.40	\$ 10,049.00	\$ 365.20	\$ 8,493.84	\$ 1,189.96	3.63
11000-1000-52710-0000-001028-0000-00000	Workers Compensation Premium	\$ -	\$ 13,352.00	\$ 13,250.01	\$ -	\$ 101.99	99.23
11000-1000-52720-0000-001028-0000-00000	Workers Compensation Employer's Fee	\$ -	\$ 246.00	\$ -	\$ 208.44	\$ 37.56	0.00
11000-1000-53330-0000-001028-0000-00000	Professional Development	\$ 665.00	\$ -	\$ 665.00	\$ 858.62	\$ (1,523.62)	0.00
11000-1000-53330-1010-001028-0000-00000	Professional Development	\$ -	\$ 2,500.00	\$ -	\$ -	\$ 2,500.00	0.00
11000-1000-53711-1010-001028-0000-00000	Other Charges	\$ 21,773.00	\$ 20,904.00	\$ 21,773.00	\$ -	\$ (869.00)	104.15
11000-1000-53760-1010-001028-0000-00000	Tuition for Concurrent Enrollment	\$ -	\$ 7,000.00	\$ -	\$ 1,600.00	\$ 5,400.00	0.00
11000-1000-54620-1010-001028-0000-00000	Rental - Equipment and Vehicles	\$ -	\$ 305.00	\$ -	\$ -	\$ 305.00	0.00
11000-1000-55819-1010-001028-0000-00000	Employee Travel - Teachers	\$ -	\$ 100.00	\$ -	\$ -	\$ 100.00	0.00
11000-1000-55915-1010-001028-0000-00000	Other Contract Services	\$ -	\$ 5,000.00	\$ -	\$ -	\$ 5,000.00	0.00
11000-1000-56118-1010-001028-0000-00000	General Supplies and Materials	\$ 1,441.23	\$ 10,232.00	\$ 1,441.23	\$ 2,876.47	\$ 5,914.30	14.08
11000-1000-57331-1010-001028-0000-00000	Fixed Assets (More Than \$5,000)	\$ -	\$ 81,795.00	\$ -	\$ -	\$ 81,795.00	0.00
Subtotal of Element: Expenditure		\$ 119,223.99	\$ 1,471,910.00	\$ 133,226.10	\$ 1,218,097.63	\$ 120,586.27	9.05
Subtotal of Element: [Function] 1000 - Instruction		\$ 119,223.99	\$ 1,471,910.00	\$ 133,226.10	\$ 1,218,097.63	\$ 120,586.27	9.05
11000-2100-51100-0000-001028-1216-00000	Salaries Expense	\$ 2,117.32	\$ 28,584.00	\$ 4,234.64	\$ 24,349.16	\$ 0.20	14.81
11000-2100-51100-0000-001028-1217-00000	Salaries Expense	\$ 2,962.96	\$ 40,000.00	\$ 5,925.92	\$ 34,074.08	\$ -	14.81
11000-2100-51300-0000-001028-1211-00000	Additional Compensation	\$ 1,481.52	\$ 28,505.00	\$ 1,481.52	\$ 18,518.48	\$ 8,505.00	5.19
11000-2100-51300-2000-001028-1211-00000	Additional Compensation	\$ 421.12	\$ -	\$ 421.12	\$ 5,263.88	\$ (5,685.00)	0.00
11000-2100-52111-0000-001028-0000-00000	Educational Retirement	\$ 970.62	\$ 13,497.00	\$ 1,676.78	\$ 11,121.45	\$ 698.77	12.42
11000-2100-52112-0000-001028-0000-00000	ERA - Retiree Health	\$ 139.66	\$ 1,943.00	\$ 241.26	\$ 1,600.25	\$ 101.49	12.41

Cycle: FY2017; Begin Date: 8/1/2016; End Date: 8/31/2016; Account Type: Expenditure; Subtotal Elements: Fund,Function; Filter: ((Fund) >= '11000'); Subtotal By Account Type: Yes

Account Code	Description	Actual (Date Range)	Budget (YTD)	Actual (YTD)	Encumbrance (YTD)	Available (YTD)	% of Budget
11000-2100-52210-0000-001028-0000-00000	FICA Payments	\$ 357.02	\$ 6,021.00	\$ 601.84	\$ 4,194.98	\$ 1,224.18	9.99
11000-2100-52220-0000-001028-0000-00000	Medicare Payments	\$ 83.50	\$ 1,410.00	\$ 140.76	\$ 980.89	\$ 288.35	9.98
11000-2100-52311-0000-001028-0000-00000	Health and Medical Premiums	\$ 1,582.68	\$ 20,570.00	\$ 3,165.36	\$ 17,140.40	\$ 264.24	15.38
11000-2100-52312-0000-001028-0000-00000	Life	\$ 9.40	\$ 114.00	\$ 18.80	\$ 98.70	\$ (3.50)	16.49
11000-2100-52313-0000-001028-0000-00000	Dental	\$ 97.76	\$ 1,174.00	\$ 195.52	\$ 1,002.04	\$ (23.56)	16.65
11000-2100-52314-0000-001028-0000-00000	Vision	\$ 16.96	\$ 204.00	\$ 33.92	\$ 173.84	\$ (3.76)	16.62
11000-2100-52500-0000-001028-0000-00000	Unemployment Compensation	\$ 77.74	\$ 868.00	\$ 148.80	\$ 803.65	\$ (84.45)	17.14
11000-2100-52710-0000-001028-0000-00000	Workers Compensation Premium	\$ -	\$ 977.00	\$ 976.19	\$ -	\$ 0.81	99.91
11000-2100-52720-0000-001028-0000-00000	Workers Compensation Employer's Fee	\$ -	\$ 20.00	\$ -	\$ 21.72	\$ (1.72)	0.00
11000-2100-53211-2000-001028-0000-00000	Diagnosticians - Contracted	\$ -	\$ 14,020.00	\$ -	\$ 16,748.10	\$ (2,728.10)	0.00
11000-2100-53212-2000-001028-0000-00000	Speech Therapists - Contracted	\$ -	\$ 44,300.00	\$ -	\$ 8,700.00	\$ 35,600.00	0.00
11000-2100-53213-2000-001028-0000-00000	Occupational Therapists - Contracted	\$ -	\$ 6,000.00	\$ -	\$ 13,398.48	\$ (7,398.48)	0.00
11000-2100-53215-0000-001028-0000-00000	Psychologists/Counselors - Contracted	\$ -	\$ 9,000.00	\$ -	\$ -	\$ 9,000.00	0.00
11000-2100-53215-2000-001028-0000-00000	Psychologists/Counselors - Contracted	\$ -	\$ 18,000.00	\$ -	\$ 17,301.48	\$ 698.52	0.00
11000-2100-53414-0000-001028-0000-00000	Other Services	\$ 3,943.69	\$ 19,500.00	\$ 3,943.69	\$ 16,389.95	\$ (833.64)	20.22
11000-2100-55813-0000-001028-0000-00000	Employee Travel - Non-Teachers	\$ -	\$ 275.00	\$ -	\$ -	\$ 275.00	0.00
11000-2100-56118-0000-001028-0000-00000	General Supplies and Materials	\$ 275.60	\$ -	\$ 275.60	\$ 698.75	\$ (974.35)	0.00
11000-2100-56118-2000-001028-0000-00000	General Supplies and Materials	\$ -	\$ -	\$ -	\$ 125.00	\$ (125.00)	0.00
Subtotal of Element: Expenditure		\$ 14,537.55	\$ 254,982.00	\$ 23,481.72	\$ 192,705.28	\$ 38,795.00	9.21
Subtotal of Element: [Function] 2100 - Support Services-Students		\$ 14,537.55	\$ 254,982.00	\$ 23,481.72	\$ 192,705.28	\$ 38,795.00	9.21
11000-2200-53711-0000-001028-0000-00000	Other Charges	\$ -	\$ 3,605.00	\$ -	\$ -	\$ 3,605.00	0.00
11000-2200-56118-0000-001028-0000-00000	General Supplies and Materials	\$ 64.08	\$ 12,647.00	\$ 3,926.58	\$ 122.28	\$ 8,598.14	31.04
Subtotal of Element: Expenditure		\$ 64.08	\$ 16,252.00	\$ 3,926.58	\$ 122.28	\$ 12,203.14	24.16
Subtotal of Element: [Function] 2200 - Support Services-Instruction		\$ 64.08	\$ 16,252.00	\$ 3,926.58	\$ 122.28	\$ 12,203.14	24.16
11000-2300-53411-0000-001028-0000-00000	Auditing	\$ -	\$ 11,255.00	\$ -	\$ 11,268.08	\$ (13.08)	0.00
11000-2300-53413-0000-001028-0000-00000	Legal	\$ -	\$ 5,000.00	\$ -	\$ 5,000.00	\$ -	0.00
11000-2300-55400-0000-001028-0000-00000	Advertising	\$ 45.00	\$ 500.00	\$ 45.00	\$ 378.00	\$ 77.00	9.00
11000-2300-55812-0000-001028-0000-00000	Board Training	\$ -	\$ 3,500.00	\$ -	\$ -	\$ 3,500.00	0.00
Subtotal of Element: Expenditure		\$ 45.00	\$ 20,255.00	\$ 45.00	\$ 16,646.08	\$ 3,563.92	0.22
Subtotal of Element: [Function] 2300 - Support Services-General Administration		\$ 45.00	\$ 20,255.00	\$ 45.00	\$ 16,646.08	\$ 3,563.92	0.22
11000-2400-51100-0000-001028-1112-00000	Salaries Expense	\$ 7,037.04	\$ 95,000.00	\$ 14,074.08	\$ 80,925.92	\$ -	14.81
11000-2400-51100-0000-001028-1217-00000	Salaries Expense	\$ 3,061.48	\$ 36,490.00	\$ 4,977.96	\$ 31,874.91	\$ (362.87)	13.64
11000-2400-52111-0000-001028-0000-00000	Educational Retirement	\$ 1,403.68	\$ 18,162.00	\$ 2,648.21	\$ 15,513.36	\$ 0.43	14.58
11000-2400-52112-0000-001028-0000-00000	ERA - Retiree Health	\$ 201.96	\$ 2,614.00	\$ 381.02	\$ 2,232.18	\$ 0.80	14.57
11000-2400-52210-0000-001028-0000-00000	FICA Payments	\$ 555.96	\$ 8,026.00	\$ 1,040.93	\$ 6,282.82	\$ 702.25	12.96
11000-2400-52220-0000-001028-0000-00000	Medicare Payments	\$ 130.03	\$ 1,878.00	\$ 243.46	\$ 1,469.61	\$ 164.93	12.96

Cycle: FY2017; Begin Date: 8/1/2016; End Date: 8/31/2016; Account Type: Expenditure; Subtotal Elements: Fund,Function; Filter: ((Fund) >= '11000'); Subtotal By Account Type: Yes

Account Code	Description	Actual (Date Range)	Budget (YTD)	Actual (YTD)	Encumbrance (YTD)	Available (YTD)	% of Budget
11000-2400-52311-0000-001028-0000-00000	Health and Medical Premiums	\$ 1,582.68	\$ 23,536.00	\$ 3,165.36	\$ 20,532.79	\$ (162.15)	13.44
11000-2400-52312-0000-001028-0000-00000	Life	\$ 18.80	\$ 240.00	\$ 28.20	\$ 216.20	\$ (4.40)	11.75
11000-2400-52313-0000-001028-0000-00000	Dental	\$ 97.76	\$ 1,272.00	\$ 195.52	\$ 1,171.16	\$ (94.68)	15.37
11000-2400-52314-0000-001028-0000-00000	Vision	\$ 16.96	\$ 212.00	\$ 33.92	\$ 203.32	\$ (25.24)	16.00
11000-2400-52315-0000-001028-0000-00000	Disability	\$ 10.20	\$ 206.00	\$ 20.40	\$ 117.30	\$ 68.30	9.90
11000-2400-52500-0000-001028-0000-00000	Unemployment Compensation	\$ 161.40	\$ 1,736.00	\$ 302.19	\$ 850.49	\$ 583.32	17.40
11000-2400-52710-0000-001028-0000-00000	Workers Compensation Premium	\$ -	\$ 1,844.00	\$ 1,842.47	\$ -	\$ 1.53	99.91
11000-2400-52720-0000-001028-0000-00000	Workers Compensation Employer's Fee	\$ -	\$ 40.00	\$ -	\$ 36.80	\$ 3.20	0.00
11000-2400-53330-0000-001028-0000-00000	Professional Development	\$ -	\$ 500.00	\$ -	\$ -	\$ 500.00	0.00
11000-2400-53711-0000-001028-0000-00000	Other Charges	\$ 50.00	\$ 2,650.00	\$ 150.00	\$ 407.00	\$ 2,093.00	5.66
11000-2400-54311-0000-001028-0000-00000	Maintenance & Repair Furniture/Fixtures/Equ	\$ -	\$ -	\$ -	\$ 70.00	\$ (70.00)	0.00
11000-2400-54610-0000-001028-0000-00000	Rental - Land and Buildings	\$ -	\$ 469.00	\$ -	\$ 469.00	\$ -	0.00
11000-2400-54620-0000-001028-0000-00000	Rental - Equipment and Vehicles	\$ -	\$ 305.00	\$ -	\$ 305.00	\$ -	0.00
11000-2400-54630-0000-001028-0000-00000	Rentals - Computers and Related Equipment	\$ 468.66	\$ 7,000.00	\$ 937.32	\$ 4,686.60	\$ 1,376.08	13.39
11000-2400-55813-0000-001028-0000-00000	Employee Travel - Non-Teachers	\$ -	\$ 250.00	\$ 42.67	\$ -	\$ 207.33	17.06
11000-2400-56118-0000-001028-0000-00000	General Supplies and Materials	\$ 367.94	\$ 3,000.00	\$ 576.93	\$ 1,872.63	\$ 550.44	19.23
Subtotal of Element: Expenditure		\$ 15,164.55	\$ 205,430.00	\$ 30,660.64	\$ 169,237.09	\$ 5,532.27	14.93
Subtotal of Element: [Function] 2400 - Support Services-School Administration		\$ 15,164.55	\$ 205,430.00	\$ 30,660.64	\$ 169,237.09	\$ 5,532.27	14.93
11000-2500-53414-0000-001028-0000-00000	Other Services	\$ 11,468.29	\$ 141,591.00	\$ 13,855.15	\$ 125,118.48	\$ 2,617.37	9.78
11000-2500-53711-0000-001028-0000-00000	Other Charges	\$ 25.00	\$ 648.00	\$ 25.00	\$ -	\$ 623.00	3.85
11000-2500-55915-0000-001028-0000-00000	Other Contract Services	\$ 262.35	\$ 4,000.00	\$ 262.35	\$ -	\$ 3,737.65	6.55
11000-2500-56113-0000-001028-0000-00000	Software	\$ -	\$ 14,340.00	\$ 14,339.03	\$ -	\$ 0.97	99.99
11000-2500-56118-0000-001028-0000-00000	General Supplies and Materials	\$ 299.94	\$ 200.00	\$ 299.94	\$ 52.99	\$ (152.93)	149.97
11000-2500-57332-0000-001028-0000-00000	Supply Assets (\$5,000 or Less)	\$ -	\$ 411.00	\$ 410.25	\$ -	\$ 0.75	99.81
Subtotal of Element: Expenditure		\$ 12,055.58	\$ 161,190.00	\$ 29,191.72	\$ 125,171.47	\$ 6,826.81	18.11
Subtotal of Element: [Function] 2500 - Central Services		\$ 12,055.58	\$ 161,190.00	\$ 29,191.72	\$ 125,171.47	\$ 6,826.81	18.11
11000-2600-51100-0000-001028-1623-00000	Salaries Expense	\$ -	\$ 3,540.00	\$ -	\$ 3,540.00	\$ -	0.00
11000-2600-52210-0000-001028-0000-00000	FICA Payments	\$ -	\$ -	\$ -	\$ 219.45	\$ (219.45)	0.00
11000-2600-52220-0000-001028-0000-00000	Medicare Payments	\$ -	\$ -	\$ -	\$ 51.24	\$ (51.24)	0.00
11000-2600-52500-0000-001028-0000-00000	Unemployment Compensation	\$ -	\$ -	\$ -	\$ 63.63	\$ (63.63)	0.00
11000-2600-52720-0000-001028-0000-00000	Workers Compensation Employer's Fee	\$ -	\$ -	\$ -	\$ 9.20	\$ (9.20)	0.00
11000-2600-54311-0000-001028-0000-00000	Maintenance & Repair Furniture/Fixtures/Equ	\$ -	\$ 40.00	\$ 40.00	\$ -	\$ -	100.00
11000-2600-54312-0000-001028-0000-00000	Maintenance & Repair - Buildings And Group	\$ 724.36	\$ 3,881.00	\$ 3,085.24	\$ 1,195.18	\$ (399.42)	79.49
11000-2600-54411-0000-001028-0000-00000	Electricity	\$ 2,190.49	\$ 31,890.00	\$ 4,080.05	\$ 27,809.51	\$ 0.44	12.79
11000-2600-54412-0000-001028-0000-00000	Natural Gas (Buildings)	\$ 37.48	\$ 2,635.00	\$ 71.85	\$ 2,562.52	\$ 0.63	2.72
11000-2600-54415-0000-001028-0000-00000	Water/Sewage	\$ 394.65	\$ 6,477.00	\$ 789.30	\$ 5,686.98	\$ 0.72	12.18
11000-2600-54416-0000-001028-0000-00000	Communication Services	\$ 693.13	\$ 8,190.00	\$ 1,385.99	\$ 6,804.01	\$ -	16.92
11000-2600-54610-0000-001028-0000-00000	Rental - Land and Buildings	\$ 30,149.00	\$ 190,275.00	\$ 90,447.00	\$ 271,341.00	\$ (171,513.00)	47.53
11000-2600-55200-0000-001028-0000-00000	Property/Liability Insurance	\$ -	\$ 23,684.00	\$ 23,684.00	\$ -	\$ -	100.00

Cycle: FY2017; Begin Date: 8/1/2016; End Date: 8/31/2016; Account Type: Expenditure; Subtotal Elements: Fund,Function; Filter: ([Fund] >= '11000'); Subtotal By Account Type: Yes

Account Code	Description	Actual (Date Range)	Budget (YTD)	Actual (YTD)	Encumbrance (YTD)	Available (YTD)	% of Budget
11000-2600-55915-0000-001028-0000-00000	Other Contract Services	\$ 3,331.84	\$ 30,442.00	\$ 3,512.12	\$ 26,290.36	\$ 639.52	11.53
11000-2600-56118-0000-001028-0000-00000	General Supplies and Materials	\$ 543.00	\$ 4,702.00	\$ 543.00	\$ 7.00	\$ 4,152.00	11.54
Subtotal of Element: Expenditure		\$ 38,063.95	\$ 305,756.00	\$ 127,638.55	\$ 345,580.08	\$ (167,462.63)	41.75
Subtotal of Element: [Function] 2600 - Operation & Maintenance of Plant		\$ 38,063.95	\$ 305,756.00	\$ 127,638.55	\$ 345,580.08	\$ (167,462.63)	41.75
Subtotal of Element: [Fund] 11000 - Operational		\$ 199,154.70	\$ 2,435,775.00	\$ 348,170.31	\$ 2,067,559.91	\$ 20,044.78	14.29
14000-1000-56107-1010-001028-0000-00000	Instructional Materials Credit - 50% Textbook	\$ -	\$ 300.00	\$ -	\$ 145.34	\$ 154.66	0.00
14000-1000-56108-1020-001028-0000-00000	Instructional Materials - 25% of 56111	\$ -	\$ 1,500.00	\$ 399.40	\$ -	\$ 1,100.60	26.62
14000-1000-56111-1010-001028-0000-00000	Instructional Materials Cash - 50% Textbooks	\$ 81.59	\$ 17,300.00	\$ 543.53	\$ 1,910.33	\$ 14,846.14	3.14
14000-1000-56111-1020-001028-0000-00000	Instructional Materials Cash - 50% Textbooks	\$ -	\$ 300.00	\$ -	\$ 300.00	\$ -	0.00
14000-1000-56113-1010-001028-0000-00000	Software	\$ -	\$ 3,500.00	\$ -	\$ -	\$ 3,500.00	0.00
Subtotal of Element: Expenditure		\$ 81.59	\$ 22,900.00	\$ 942.93	\$ 2,355.67	\$ 19,601.40	4.12
Subtotal of Element: [Function] 1000 - Instruction		\$ 81.59	\$ 22,900.00	\$ 942.93	\$ 2,355.67	\$ 19,601.40	4.12
Subtotal of Element: [Fund] 14000 - Instructional Materials		\$ 81.59	\$ 22,900.00	\$ 942.93	\$ 2,355.67	\$ 19,601.40	4.12
21000-3100-56116-0000-001028-0000-00000	Food	\$ 5,422.35	\$ 5,423.00	\$ 5,422.35	\$ 44,500.00	\$ (44,499.35)	99.98
21000-3100-56118-0000-001028-0000-00000	General Supplies and Materials	\$ 120.00	\$ -	\$ 120.00	\$ -	\$ (120.00)	0.00
21000-3100-57332-0000-001028-0000-00000	Supply Assets (\$5,000 or Less)	\$ -	\$ 397.00	\$ -	\$ -	\$ 397.00	0.00
Subtotal of Element: Expenditure		\$ 5,542.35	\$ 5,820.00	\$ 5,542.35	\$ 44,500.00	\$ (44,222.35)	95.23
Subtotal of Element: [Function] 3100 - Food Services Operations		\$ 5,542.35	\$ 5,820.00	\$ 5,542.35	\$ 44,500.00	\$ (44,222.35)	95.23
Subtotal of Element: [Fund] 21000 - Food Services		\$ 5,542.35	\$ 5,820.00	\$ 5,542.35	\$ 44,500.00	\$ (44,222.35)	95.23
23000-1000-56118-0000-001028-0000-00000	General Supplies and Materials	\$ 226.44	\$ 5,500.00	\$ 226.44	\$ 73.56	\$ 5,200.00	4.11
23000-1000-56118-1010-001028-0000-00000	General Supplies and Materials	\$ -	\$ 1,029.00	\$ -	\$ 600.00	\$ 429.00	0.00
Subtotal of Element: Expenditure		\$ 226.44	\$ 6,529.00	\$ 226.44	\$ 673.56	\$ 5,629.00	3.47
Subtotal of Element: [Function] 1000 - Instruction		\$ 226.44	\$ 6,529.00	\$ 226.44	\$ 673.56	\$ 5,629.00	3.47
Subtotal of Element: [Fund] 23000 - Non-Instructional Support		\$ 226.44	\$ 6,529.00	\$ 226.44	\$ 673.56	\$ 5,629.00	3.47
24106-1000-51100-2000-001028-1412-00000	Salaries Expense	\$ 1,314.82	\$ 17,608.00	\$ 1,314.82	\$ 9,000.00	\$ 7,293.18	7.46
24106-1000-51100-2000-001028-1712-00000	Instruction-Salaries Expense	\$ -	\$ -	\$ -	\$ 8,952.50	\$ (8,952.50)	0.00
24106-1000-52111-0000-001028-0000-00000	Educational Retirement	\$ 182.76	\$ 2,468.00	\$ 182.76	\$ 1,200.96	\$ 1,084.28	7.40
24106-1000-52112-0000-001028-0000-00000	ERA - Retiree Health	\$ 26.30	\$ 355.00	\$ 26.30	\$ 172.80	\$ 155.90	7.40
24106-1000-52210-0000-001028-0000-00000	FICA Payments	\$ 81.52	\$ 1,101.00	\$ 81.52	\$ 1,108.98	\$ (89.50)	7.40

Cycle: FY2017; Begin Date: 8/1/2016; End Date: 8/31/2016; Account Type: Expenditure; Subtotal Elements: Fund,Function; Filter: ([Fund] >= '11000'); Subtotal By Account Type: Yes

Account Code	Description	Actual (Date Range)	Budget (YTD)	Actual (YTD)	Encumbrance (YTD)	Available (YTD)	% of Budget
24106-1000-52220-0000-001028-0000-00000	Medicare Payments	\$ 19.06	\$ 258.00	\$ 19.06	\$ 259.34	\$ (20.40)	7.38
24106-1000-52312-0000-001028-0000-00000	Life	\$ 1.82	\$ 22.00	\$ 1.82	\$ 11.00	\$ 9.18	8.27
24106-1000-52500-0000-001028-0000-00000	Unemployment Compensation	\$ -	\$ 157.00	\$ -	\$ 241.77	\$ (84.77)	0.00
24106-1000-52710-0000-001028-0000-00000	Workers Compensation Premium	\$ -	\$ 253.00	\$ 252.79	\$ -	\$ 0.21	99.91
24106-1000-52720-0000-001028-0000-00000	Workers Compensation Employer's Fee	\$ -	\$ 4.00	\$ -	\$ 20.12	\$ (16.12)	0.00
Subtotal of Element: Expenditure		\$ 1,626.28	\$ 22,226.00	\$ 1,879.07	\$ 20,967.47	\$ (620.54)	8.45
Subtotal of Element: [Function] 1000 - Instruction		\$ 1,626.28	\$ 22,226.00	\$ 1,879.07	\$ 20,967.47	\$ (620.54)	8.45
Subtotal of Element: [Fund] 24106 - Entitlement IDEA-B		\$ 1,626.28	\$ 22,226.00	\$ 1,879.07	\$ 20,967.47	\$ (620.54)	8.45
24153-1000-53330-1010-001028-0000-00000	Professional Development	\$ 90.00	\$ -	\$ 90.00	\$ 45.00	\$ (135.00)	0.00
24153-1000-56112-4010-001028-0000-00000	Instruction-Other Textbooks	\$ -	\$ 1,950.00	\$ -	\$ -	\$ 1,950.00	0.00
Subtotal of Element: Expenditure		\$ 90.00	\$ 1,950.00	\$ 90.00	\$ 45.00	\$ 1,815.00	4.62
Subtotal of Element: [Function] 1000 - Instruction		\$ 90.00	\$ 1,950.00	\$ 90.00	\$ 45.00	\$ 1,815.00	4.62
Subtotal of Element: [Fund] 24153 - English Language Acquisition		\$ 90.00	\$ 1,950.00	\$ 90.00	\$ 45.00	\$ 1,815.00	4.62
24154-1000-53330-1010-001028-0000-00000	Professional Development	\$ 2,047.75	\$ 12,400.00	\$ 2,047.75	\$ 1,832.68	\$ 8,519.57	16.51
Subtotal of Element: Expenditure		\$ 2,047.75	\$ 12,400.00	\$ 2,047.75	\$ 1,832.68	\$ 8,519.57	16.51
Subtotal of Element: [Function] 1000 - Instruction		\$ 2,047.75	\$ 12,400.00	\$ 2,047.75	\$ 1,832.68	\$ 8,519.57	16.51
24154-2400-53330-0000-001028-0000-00000	Support Services-School Administration-Prof	\$ 784.43	\$ 1,603.00	\$ 784.43	\$ 214.66	\$ 603.91	48.93
Subtotal of Element: Expenditure		\$ 784.43	\$ 1,603.00	\$ 784.43	\$ 214.66	\$ 603.91	48.94
Subtotal of Element: [Function] 2400 - Support Services-School Administration		\$ 784.43	\$ 1,603.00	\$ 784.43	\$ 214.66	\$ 603.91	48.94
Subtotal of Element: [Fund] 24154 - Teacher/Principal Training & Recruiting		\$ 2,832.18	\$ 14,003.00	\$ 2,832.18	\$ 2,047.34	\$ 9,123.48	20.23
24174-1000-56118-1010-001028-0000-00000	Instruction-General Supplies and Materials	\$ -	\$ 33,205.00	\$ -	\$ -	\$ 33,205.00	0.00
Subtotal of Element: Expenditure		\$ -	\$ 33,205.00	\$ -	\$ -	\$ 33,205.00	0.00
Subtotal of Element: [Function] 1000 - Instruction		\$ -	\$ 33,205.00	\$ -	\$ -	\$ 33,205.00	0.00
Subtotal of Element: [Fund] 24174 - Perkins Grant		\$ -	\$ 33,205.00	\$ -	\$ -	\$ 33,205.00	0.00
24175-1000-56118-1010-001028-0000-00000	General Supplies and Materials	\$ -	\$ 2,811.00	\$ -	\$ -	\$ 2,811.00	0.00

Cycle: FY2017; Begin Date: 8/1/2016; End Date: 8/31/2016; Account Type: Expenditure; Subtotal Elements: Fund,Function; Filter: ([Fund] >= '11000'); Subtotal By Account Type: Yes

Account Code	Description	Actual (Date Range)	Budget (YTD)	Actual (YTD)	Encumbrance (YTD)	Available (YTD)	% of Budget
Subtotal of Element: Expenditure		\$ -	\$ 2,811.00	\$ -	\$ -	\$ 2,811.00	0.00
Subtotal of Element: [Function] 1000 - Instruction		\$ -	\$ 2,811.00	\$ -	\$ -	\$ 2,811.00	0.00
Subtotal of Element: [Fund] 24175 - Carl D Perkins Secondary - PY Unliq. Obligations		\$ -	\$ 2,811.00	\$ -	\$ -	\$ 2,811.00	0.00
26116-1000-57332-1010-001028-0000-00000	"Supply Assets (\$5,000 or Less)"	\$ -	\$ 600.00	\$ -	\$ -	\$ 600.00	0.00
Subtotal of Element: Expenditure		\$ -	\$ 600.00	\$ -	\$ -	\$ 600.00	0.00
Subtotal of Element: [Function] 1000 - Instruction		\$ -	\$ 600.00	\$ -	\$ -	\$ 600.00	0.00
Subtotal of Element: [Fund] 26116 - Intel Foundation		\$ -	\$ 600.00	\$ -	\$ -	\$ 600.00	0.00
26177-1000-55915-1010-001028-0000-00000	Instruction-Other Contract Services	\$ -	\$ 1,654.00	\$ -	\$ -	\$ 1,654.00	0.00
26177-1000-56118-1010-001028-0000-00000	Instruction-General Supplies and Materials	\$ -	\$ 13,000.00	\$ -	\$ -	\$ 13,000.00	0.00
Subtotal of Element: Expenditure		\$ -	\$ 14,654.00	\$ -	\$ -	\$ 14,654.00	0.00
Subtotal of Element: [Function] 1000 - Instruction		\$ -	\$ 14,654.00	\$ -	\$ -	\$ 14,654.00	0.00
Subtotal of Element: [Fund] 26177 - EMSI Grant		\$ -	\$ 14,654.00	\$ -	\$ -	\$ 14,654.00	0.00
26211-1000-57332-1010-001028-0000-00000	Instruction-"Supply Assets (\$5,000 or Less)"	\$ -	\$ 682.00	\$ -	\$ -	\$ 682.00	0.00
Subtotal of Element: Expenditure		\$ -	\$ 682.00	\$ -	\$ -	\$ 682.00	0.00
Subtotal of Element: [Function] 1000 - Instruction		\$ -	\$ 682.00	\$ -	\$ -	\$ 682.00	0.00
Subtotal of Element: [Fund] 26211 - Target School Donations		\$ -	\$ 682.00	\$ -	\$ -	\$ 682.00	0.00
27107-1000-56112-1010-001028-0000-00000	Other Textbooks	\$ -	\$ 3,685.00	\$ -	\$ -	\$ 3,685.00	0.00
Subtotal of Element: Expenditure		\$ -	\$ 3,685.00	\$ -	\$ -	\$ 3,685.00	0.00
Subtotal of Element: [Function] 1000 - Instruction		\$ -	\$ 3,685.00	\$ -	\$ -	\$ 3,685.00	0.00
Subtotal of Element: [Fund] 27107 - Library GO Bond SB 66		\$ -	\$ 3,685.00	\$ -	\$ -	\$ 3,685.00	0.00
27114-1000-51100-1010-001028-1411-00000	Instruction-Salaries Expense	\$ 2,929.52	\$ 39,061.00	\$ 2,929.52	\$ 37,070.48	\$ (939.00)	7.49
27114-1000-52111-0000-001028-0000-00000	Instruction-Educational Retirement	\$ 407.20	\$ 5,430.00	\$ 407.20	\$ 5,153.02	\$ (130.22)	7.49
27114-1000-52112-0000-001028-0000-00000	Instruction-ERA - Retiree Health	\$ 58.59	\$ 782.00	\$ 58.59	\$ 741.50	\$ (18.09)	7.49
27114-1000-52210-0000-001028-0000-00000	Instruction-FICA Payments	\$ 181.63	\$ 2,422.00	\$ 181.63	\$ 2,298.26	\$ (57.89)	7.49
27114-1000-52220-0000-001028-0000-00000	Instruction-Medicare Payments	\$ 42.48	\$ 567.00	\$ 42.48	\$ 537.50	\$ (12.98)	7.49
27114-1000-52312-0000-001028-0000-00000	Instruction-Life	\$ -	\$ 57.00	\$ -	\$ -	\$ 57.00	0.00

Cycle: FY2017; Begin Date: 8/1/2016; End Date: 8/31/2016; Account Type: Expenditure; Subtotal Elements: Fund,Function; Filter: ([Fund] >= '11000'); Subtotal By Account Type: Yes

Account Code	Description	Actual (Date Range)	Budget (YTD)	Actual (YTD)	Encumbrance (YTD)	Available (YTD)	% of Budget
27114-1000-52500-0000-001028-0000-00000	Instruction-Unemployment Compensation	\$ 52.73	\$ 434.00	\$ 52.73	\$ 317.82	\$ 63.45	12.14
27114-1000-52710-0000-001028-0000-00000	Workers Compensation Premium	\$ -	\$ 556.00	\$ 555.54	\$ -	\$ 0.46	99.91
27114-1000-52720-0000-001028-0000-00000	Instruction-Workers Compensation Employer'	\$ -	\$ -	\$ -	\$ 7.32	\$ (7.32)	0.00
27114-1000-52730-0000-001028-0000-00000	Workers Compensation (Self Insured)	\$ -	\$ 10.00	\$ -	\$ -	\$ 10.00	0.00
27114-1000-56118-1010-001028-0000-00000	Instruction-General Supplies and Materials	\$ -	\$ 691.00	\$ -	\$ -	\$ 691.00	0.00
Subtotal of Element: Expenditure		\$ 3,672.15	\$ 50,010.00	\$ 4,227.69	\$ 46,125.90	\$ (343.59)	8.45
Subtotal of Element: [Function] 1000 - Instruction		\$ 3,672.15	\$ 50,010.00	\$ 4,227.69	\$ 46,125.90	\$ (343.59)	8.45
Subtotal of Element: [Fund] 27114 - Read to Lead		\$ 3,672.15	\$ 50,010.00	\$ 4,227.69	\$ 46,125.90	\$ (343.59)	8.45
29102-1000-57332-1010-001028-0000-00000	Instruction-"Supply Assets (\$5,000 or Less)"	\$ -	\$ 5,329.00	\$ -	\$ 1,488.00	\$ 3,841.00	0.00
Subtotal of Element: Expenditure		\$ -	\$ 5,329.00	\$ -	\$ 1,488.00	\$ 3,841.00	0.00
Subtotal of Element: [Function] 1000 - Instruction		\$ -	\$ 5,329.00	\$ -	\$ 1,488.00	\$ 3,841.00	0.00
Subtotal of Element: [Fund] 29102 - Private Donations		\$ -	\$ 5,329.00	\$ -	\$ 1,488.00	\$ 3,841.00	0.00
29113-1000-56118-1010-001028-0000-00000	Instruction-General Supplies and Materials	\$ -	\$ 6.00	\$ -	\$ -	\$ 6.00	0.00
Subtotal of Element: Expenditure		\$ -	\$ 6.00	\$ -	\$ -	\$ 6.00	0.00
Subtotal of Element: [Function] 1000 - Instruction		\$ -	\$ 6.00	\$ -	\$ -	\$ 6.00	0.00
Subtotal of Element: [Fund] 29113 - Honeywell Donations		\$ -	\$ 6.00	\$ -	\$ -	\$ 6.00	0.00
31600-2300-53712-0000-001028-0000-00000	County Tax Collection Costs	\$ -	\$ 1,585.00	\$ -	\$ -	\$ 1,585.00	0.00
Subtotal of Element: Expenditure		\$ -	\$ 1,585.00	\$ -	\$ -	\$ 1,585.00	0.00
Subtotal of Element: [Function] 2300 - Support Services-General Administration		\$ -	\$ 1,585.00	\$ -	\$ -	\$ 1,585.00	0.00
31600-4000-54640-0000-001028-0000-00000	Rentals - Lease to Purchase	\$ -	\$ 156,873.00	\$ -	\$ -	\$ 156,873.00	0.00
Subtotal of Element: Expenditure		\$ -	\$ 156,873.00	\$ -	\$ -	\$ 156,873.00	0.00
Subtotal of Element: [Function] 4000 - Capital Outlay		\$ -	\$ 156,873.00	\$ -	\$ -	\$ 156,873.00	0.00
Subtotal of Element: [Fund] 31600 - Capital Improvements HB-33		\$ -	\$ 158,458.00	\$ -	\$ -	\$ 158,458.00	0.00
31700-1000-57332-1010-001028-0000-00000	Instruction-"Supply Assets (\$5,000 or Less)"	\$ -	\$ -	\$ -	\$ 3,000.00	\$ (3,000.00)	0.00
Subtotal of Element: Expenditure		\$ -	\$ -	\$ -	\$ 3,000.00	\$ (3,000.00)	0.00

Cycle: FY2017; Begin Date: 8/1/2016; End Date: 8/31/2016; Account Type: Expenditure; Subtotal Elements: Fund,Function; Filter: ([Fund] >= '11000'); Subtotal By Account Type: Yes

Account Code	Description	Actual (Date Range)	Budget (YTD)	Actual (YTD)	Encumbrance (YTD)	Available (YTD)	% of Budget
Subtotal of Element: [Function] 1000 - Instruction		\$ -	\$ -	\$ -	\$ 3,000.00	\$ (3,000.00)	0.00
31700-4000-57332-0000-001028-0000-00000	Supply Assets (\$5,000 or Less)	\$ -	\$ 10,244.00	\$ -	\$ -	\$ 10,244.00	0.00
Subtotal of Element: Expenditure		\$ -	\$ 10,244.00	\$ -	\$ -	\$ 10,244.00	0.00
Subtotal of Element: [Function] 4000 - Capital Outlay		\$ -	\$ 10,244.00	\$ -	\$ -	\$ 10,244.00	0.00
Subtotal of Element: [Fund] 31700 - Capital Improvements SB-9		\$ -	\$ 10,244.00	\$ -	\$ 3,000.00	\$ 7,244.00	0.00
31701-2300-53712-0000-001028-0000-00000	County Tax Collection Costs	\$ 4.79	\$ 800.00	\$ 16.87	\$ -	\$ 783.13	2.10
Subtotal of Element: Expenditure		\$ 4.79	\$ 800.00	\$ 16.87	\$ -	\$ 783.13	2.11
Subtotal of Element: [Function] 2300 - Support Services-General Administration		\$ 4.79	\$ 800.00	\$ 16.87	\$ -	\$ 783.13	2.11
31701-4000-57332-0000-001028-0000-00000	"Supply Assets (\$5,000 or Less)"	\$ -	\$ 160,237.00	\$ -	\$ -	\$ 160,237.00	0.00
Subtotal of Element: Expenditure		\$ -	\$ 160,237.00	\$ -	\$ -	\$ 160,237.00	0.00
Subtotal of Element: [Function] 4000 - Capital Outlay		\$ -	\$ 160,237.00	\$ -	\$ -	\$ 160,237.00	0.00
Subtotal of Element: [Fund] 31701 - Capital Improvements SB-9 (Local)		\$ 4.79	\$ 161,037.00	\$ 16.87	\$ -	\$ 161,020.13	0.01
Total		\$ 213,230.48	\$ 2,949,924.00	\$ 363,927.84	\$ 2,188,762.85	\$ 397,233.31	12.34

Statement of Revenues Expenditures and Change in Fund Balance
 Cycle: FY2017; Fund Class: <All>;

Description	11000 - Operational	14000 - Instructional Materials	21000 - Food Services	23000 - Non-Instructional Support	24106 - Entitlement IDEA-B	24153 - English Language Acquisit	24154 - Teacher/Principal Trainin	27114 - Read to Lead
41110 - Ad Valorem Taxes - School District	\$ -	\$ -	\$ -	\$ -	\$ -	\$ -	\$ -	\$ -
41604 - Fees - Students/Food Services	\$ -	\$ -	\$ 1,362.12	\$ -	\$ -	\$ -	\$ -	\$ -
41702 - Fees - Educational	\$ 1,200.00	\$ -	\$ -	\$ -	\$ -	\$ -	\$ -	\$ -
41920 - Contributions/Dona ions - Private Sources (Non Categorical)	\$ -	\$ -	\$ -	\$ -	\$ -	\$ -	\$ -	\$ -
43101 - State Equalization Guarantee	\$ 193,481.40	\$ -	\$ -	\$ -	\$ -	\$ -	\$ -	\$ -
43211 - Instruc ional Materials - Cash	\$ -	\$ 14,423.20	\$ -	\$ -	\$ -	\$ -	\$ -	\$ -
Total Revenue	\$ 194,681.40	\$ 14,423.20	\$ 1,362.12	\$ -	\$ -	\$ -	\$ -	\$ -
51100 - Salaries Expense	\$ 80,289.11	\$ -	\$ -	\$ -	\$ 1,314.82	\$ -	\$ -	\$ 2,929.52
51300 - Additional Compensa ion	\$ 4,096.86	\$ -	\$ -	\$ -	\$ -	\$ -	\$ -	\$ -
52111 - Educa ional Retirement	\$ 11,739.39	\$ -	\$ -	\$ -	\$ 182.76	\$ -	\$ -	\$ 407.20
52112 - ERA - Re iree Heal h	\$ 1,687.68	\$ -	\$ -	\$ -	\$ 26.30	\$ -	\$ -	\$ 58.59
52210 - FICA Payments	\$ 4,739.14	\$ -	\$ -	\$ -	\$ 81.52	\$ -	\$ -	\$ 181.63
52220 - Medicare Payments	\$ 1,108.42	\$ -	\$ -	\$ -	\$ 19.06	\$ -	\$ -	\$ 42.48
52311 - Heal h and Medical Premiums	\$ 14,655.80	\$ -	\$ -	\$ -	\$ -	\$ -	\$ -	\$ -
52312 - Life	\$ 247.30	\$ -	\$ -	\$ -	\$ 1.82	\$ -	\$ -	\$ -
52313 - Dental	\$ 565.94	\$ -	\$ -	\$ -	\$ -	\$ -	\$ -	\$ -
52314 - Vision	\$ 111.70	\$ -	\$ -	\$ -	\$ -	\$ -	\$ -	\$ -
52315 - Disability	\$ 106.09	\$ -	\$ -	\$ -	\$ -	\$ -	\$ -	\$ -
52500 - Unemployment Compensation	\$ 593.54	\$ -	\$ -	\$ -	\$ -	\$ -	\$ -	\$ 52.73
53330 - Professional Development	\$ 665.00	\$ -	\$ -	\$ -	\$ -	\$ 90.00	\$ 2,832.18	\$ -
53414 - Other Services	\$ 15,411.98	\$ -	\$ -	\$ -	\$ -	\$ -	\$ -	\$ -
53711 - Other Charges	\$ 21,848.00	\$ -	\$ -	\$ -	\$ -	\$ -	\$ -	\$ -
53712 - County Tax Collection Costs	\$ -	\$ -	\$ -	\$ -	\$ -	\$ -	\$ -	\$ -
54312 - Maintenance & Repair - Buildings And Grounds	\$ 724.36	\$ -	\$ -	\$ -	\$ -	\$ -	\$ -	\$ -
54411 - Electricity	\$ 2,190.49	\$ -	\$ -	\$ -	\$ -	\$ -	\$ -	\$ -
54412 - Natural Gas (Buildings)	\$ 37.48	\$ -	\$ -	\$ -	\$ -	\$ -	\$ -	\$ -
54415 - Water/Sewage	\$ 394.65	\$ -	\$ -	\$ -	\$ -	\$ -	\$ -	\$ -
54416 - Communication Services	\$ 693.13	\$ -	\$ -	\$ -	\$ -	\$ -	\$ -	\$ -
54610 - Rental - Land and Buildings	\$ 30,149.00	\$ -	\$ -	\$ -	\$ -	\$ -	\$ -	\$ -
54630 - Rentals - Computers and Related Equipment	\$ 468.66	\$ -	\$ -	\$ -	\$ -	\$ -	\$ -	\$ -
55400 - Advertising	\$ 45.00	\$ -	\$ -	\$ -	\$ -	\$ -	\$ -	\$ -
55915 - Other Contract Services	\$ 3,594.19	\$ -	\$ -	\$ -	\$ -	\$ -	\$ -	\$ -
56111 - Instruc ional Materials Cash - 50% Tex books	\$ -	\$ 81.59	\$ -	\$ -	\$ -	\$ -	\$ -	\$ -
56116 - Food	\$ -	\$ -	\$ 5,422.35	\$ -	\$ -	\$ -	\$ -	\$ -
56118 - General Supplies and Materials	\$ 2,991.79	\$ -	\$ 120.00	\$ 226.44	\$ -	\$ -	\$ -	\$ -
Total Expenditure	\$ 199,154.70	\$ 81.59	\$ 5,542.35	\$ 226.44	\$ 1,626.28	\$ 90.00	\$ 2,832.18	\$ 3,672.15
Total Other Financing Sources (Uses)	\$ -	\$ -	\$ -	\$ -	\$ -	\$ -	\$ -	\$ -
Excess (deficiency) of revenues and other financing sources over expenditures and other financing uses	\$ (4,473.30)	\$ 14,341.61	\$ (4,180.23)	\$ (226.44)	\$ (1,626.28)	\$ (90.00)	\$ (2,832.18)	\$ (3,672.15)
Fund Balance, Beginning of year	\$ 113,998.94	\$ 8,477.48	\$ 5,820.07	\$ 6,529.45	\$ (13,338.99)	\$ (1,124.54)	\$ (4,556.88)	\$ (7,497.51)
Fund Balance, End of year	\$ 109,525.64	\$ 22,819.09	\$ 1,639.84	\$ 6,303.01	\$ (14,965.27)	\$ (1,214.54)	\$ (7,389.06)	\$ (11,169.66)

Description	29102 - Private Donations	31700 - Capital Improvements SB-9	31701 - Capital Improvements SB-9	Total
41110 - Ad Valorem Taxes - School District	\$ -	\$ -	\$ 2,393.96	\$ 2,393.96
41604 - Fees - Students/Food Services	\$ -	\$ -	\$ -	\$ 1,362.12
41702 - Fees - Educational	\$ -	\$ -	\$ -	\$ 1,200.00
41920 - Contributions/Donations - Private Sources (Non Categorical)	\$ 300.00	\$ -	\$ -	\$ 300.00
43101 - State Equalization Guarantee	\$ -	\$ -	\$ -	\$ 193,481.40
43211 - Instructional Materials - Cash	\$ -	\$ -	\$ -	\$ 14,423.20
Total Revenue	\$ 300.00	\$ -	\$ 2,393.96	\$ 213,160.68
51100 - Salaries Expense	\$ -	\$ -	\$ -	\$ 84,533.45
51300 - Additional Compensation	\$ -	\$ -	\$ -	\$ 4,096.86
52111 - Educational Retirement	\$ -	\$ -	\$ -	\$ 12,329.35
52112 - ERA - Retiree Health	\$ -	\$ -	\$ -	\$ 1,772.57
52210 - FICA Payments	\$ -	\$ -	\$ -	\$ 5,002.29
52220 - Medicare Payments	\$ -	\$ -	\$ -	\$ 1,169.96
52311 - Health and Medical Premiums	\$ -	\$ -	\$ -	\$ 14,655.80
52312 - Life	\$ -	\$ -	\$ -	\$ 249.12
52313 - Dental	\$ -	\$ -	\$ -	\$ 565.94
52314 - Vision	\$ -	\$ -	\$ -	\$ 111.70
52315 - Disability	\$ -	\$ -	\$ -	\$ 106.09
52500 - Unemployment Compensation	\$ -	\$ -	\$ -	\$ 646.27
53330 - Professional Development	\$ -	\$ -	\$ -	\$ 3,587.18
53414 - Other Services	\$ -	\$ -	\$ -	\$ 15,411.98
53711 - Other Charges	\$ -	\$ -	\$ -	\$ 21,848.00
53712 - County Tax Collection Costs	\$ -	\$ -	\$ 4.79	\$ 4.79
54312 - Maintenance & Repair - Buildings And Grounds	\$ -	\$ -	\$ -	\$ 724.36
54411 - Electricity	\$ -	\$ -	\$ -	\$ 2,190.49
54412 - Natural Gas (Buildings)	\$ -	\$ -	\$ -	\$ 37.48
54415 - Water/Sewage	\$ -	\$ -	\$ -	\$ 394.65
54416 - Communication Services	\$ -	\$ -	\$ -	\$ 693.13
54610 - Rental - Land and Buildings	\$ -	\$ -	\$ -	\$ 30,149.00
54630 - Rentals - Computers and Related Equipment	\$ -	\$ -	\$ -	\$ 468.66
55400 - Advertising	\$ -	\$ -	\$ -	\$ 45.00
55915 - Other Contract Services	\$ -	\$ -	\$ -	\$ 3,594.19
56111 - Instructional Materials Cash - 50% Textbooks	\$ -	\$ -	\$ -	\$ 81.59
56116 - Food	\$ -	\$ -	\$ -	\$ 5,422.35
56118 - General Supplies and Materials	\$ -	\$ -	\$ -	\$ 3,338.23
Total Expenditure	\$ -	\$ -	\$ 4.79	\$ 213,230.48
Total Other Financing Sources (Uses)	\$ -	\$ -	\$ -	\$ -
Excess (deficiency) of revenues and other financing sources over expenditures and other financing uses	\$ 300.00	\$ -	\$ 2,389.17	\$ (69.80)
Fund Balance, Beginning of year	\$ 5,329.61	\$ -	\$ 81,629.28	\$ 195,266.91
Fund Balance, End of year	\$ 5,629.61	\$ -	\$ 84,018.45	\$ 195,197.11

Cycle: FY2017; Fund Class: <All>; Fund Columns: <All Non-Zero Funds>; Account Code Expression: ([Fund] >= '11000'); Bala

Description	11000	14000	21000	23000	24106	24153	24154	24174	26116
11011 - Bank Accounts	\$ 173,603.53	\$ 21,957.75	\$ 1,639.84	\$ 6,303.01	\$ (1,721.61)	\$ (90.00)	\$ (2,832.18)	\$ -	\$ 600.00
Subtotal of Account Group: Assets	\$ 173,603.53	\$ 21,957.75	\$ 1,639.84	\$ 6,303.01	\$ (1,721.61)	\$ (90.00)	\$ (2,832.18)	\$ -	\$ 600.00
23011 - Accrued Salaries and Benefits	\$ (52,259.78)	\$ -	\$ -	\$ -	\$ (1,428.17)	\$ -	\$ -	\$ -	\$ -
23124 - State Retirement System Contributions(Employee)	\$ 8,878.52	\$ -	\$ -	\$ -	\$ 140.68	\$ -	\$ -	\$ -	\$ -
23125 - Health Insurance (Employee)	\$ 7,918.30	\$ -	\$ -	\$ -	\$ -	\$ -	\$ -	\$ -	\$ -
23134 - State Retirement System Contributions (Employer)	\$ 11,729.59	\$ -	\$ -	\$ -	\$ 182.76	\$ -	\$ -	\$ -	\$ -
23135 - Health Insurance (Employer)	\$ 12,825.46	\$ -	\$ -	\$ -	\$ 1.82	\$ -	\$ -	\$ -	\$ -
23136 - State Unemployment (Employer)	\$ 1,468.79	\$ -	\$ -	\$ -	\$ -	\$ -	\$ -	\$ -	\$ -
23142 - State Income Tax	\$ 1,842.13	\$ -	\$ -	\$ -	\$ 35.60	\$ -	\$ -	\$ -	\$ -
23145 - State Retiree Healthcare Employee	\$ 843.67	\$ -	\$ -	\$ -	\$ 13.14	\$ -	\$ -	\$ -	\$ -
23146 - State Retiree Healthcare Employer	\$ 1,687.89	\$ -	\$ -	\$ -	\$ 26.30	\$ -	\$ -	\$ -	\$ -
23147 - Voluntary Deductions	\$ 385.94	\$ -	\$ -	\$ -	\$ 4.38	\$ -	\$ -	\$ -	\$ -
23148 - Direct Deposit	\$ 24,016.59	\$ -	\$ -	\$ -	\$ 1,180.95	\$ -	\$ -	\$ -	\$ -
Subtotal of Account Type: Liability	\$ 19,337.10	\$ -	\$ -	\$ -	\$ 157.46	\$ -	\$ -	\$ -	\$ -
32300 - Unreserved Fund Balance	\$ 113,998.94	\$ 8,477.48	\$ 5,820.07	\$ 6,529.45	\$ (13,338.99)	\$ (1,124.54)	\$ (4,556.88)	\$ (5,756.67)	\$ 600.00
Net Increase/Decrease	\$ 40,267.49	\$ 13,480.27	\$ (4,180.23)	\$ (226.44)	\$ 11,459.92	\$ 1,034.54	\$ 1,724.70	\$ 5,756.67	\$ -
Subtotal of Account Type: Fund Balance/Retained Earnings	\$ 154,266.43	\$ 21,957.75	\$ 1,639.84	\$ 6,303.01	\$ (1,879.07)	\$ (90.00)	\$ (2,832.18)	\$ -	\$ 600.00
Subtotal of Account Group: Liabilities/Fund Balance	\$ 173,603.53	\$ 21,957.75	\$ 1,639.84	\$ 6,303.01	\$ (1,721.61)	\$ (90.00)	\$ (2,832.18)	\$ -	\$ 600.00

nce Date: 8/31/2016; Detail: No

26177	26211	27114	29102	29113	31200	31701	Total
\$ -	\$ 682.77	\$ (3,919.05)	\$ 5,707.78	\$ 6.59	\$ 0.99	\$ 85,227.07	\$ 287,166.49
\$ -	\$ 682.77	\$ (3,919.05)	\$ 5,707.78	\$ 6.59	\$ 0.99	\$ 85,227.07	\$ 287,166.49
\$ -	\$ -	\$ (1,409.00)	\$ -	\$ -	\$ -	\$ -	\$ (55,096.95)
\$ -	\$ -	\$ 313.47	\$ -	\$ -	\$ -	\$ -	\$ 9,332.67
\$ -	\$ -	\$ -	\$ -	\$ -	\$ -	\$ -	\$ 7,918.30
\$ -	\$ -	\$ 407.20	\$ -	\$ -	\$ -	\$ -	\$ 12,319.55
\$ -	\$ -	\$ -	\$ -	\$ -	\$ -	\$ -	\$ 12,827.28
\$ -	\$ -	\$ 86.47	\$ -	\$ -	\$ -	\$ -	\$ 1,555.26
\$ -	\$ -	\$ 200.54	\$ -	\$ -	\$ -	\$ -	\$ 2,078.27
\$ -	\$ -	\$ 29.29	\$ -	\$ -	\$ -	\$ -	\$ 886.10
\$ -	\$ -	\$ 58.59	\$ -	\$ -	\$ -	\$ -	\$ 1,772.78
\$ -	\$ -	\$ -	\$ -	\$ -	\$ -	\$ -	\$ 390.32
\$ -	\$ -	\$ 622.08	\$ -	\$ -	\$ -	\$ -	\$ 25,819.62
\$ -	\$ -	\$ 308.64	\$ -	\$ -	\$ -	\$ -	\$ 19,803.20
\$ (8,825.28)	\$ 682.77	\$ (7,497.51)	\$ 5,329.61	\$ 6.59	\$ 0.99	\$ 81,629.28	\$ 181,975.31
\$ 8,825.28	\$ -	\$ 3,269.82	\$ 378.17	\$ -	\$ -	\$ 3,597.79	\$ 85,387.98
\$ -	\$ 682.77	\$ (4,227.69)	\$ 5,707.78	\$ 6.59	\$ 0.99	\$ 85,227.07	\$ 267,363.29
\$ -	\$ 682.77	\$ (3,919.05)	\$ 5,707.78	\$ 6.59	\$ 0.99	\$ 85,227.07	\$ 287,166.49

Accounting Cycle: FY2017; Bank: Wells Fargo Bank -; Bank Account: [REDACTED] - Main Account; Statement Date: 08/31/2016

Last Reconciled	Beginning Balance	Statement Date	Ending Balance
8/1/2016	\$ 329,367.95	08/31/2016	\$ 319,699.25

Date	Source Document	Item Number	Description	Deposit	Withdrawal
6/30/2016	AP16-159	4714	Brainard, Raqualle		\$ 12.19
7/18/2016	PV17-015	4740	United Way of New Mexico		\$ 25.00
7/21/2016	AP17-005	4731	Pacific Automation		\$ 468.66
7/21/2016	AP17-005	4732	Pitney Bowes Purchase Power		\$ 208.99
7/25/2016	AP17-007	4736	City of Albuquerque		\$ 40.00
7/25/2016	AP17-007	4738	Northwest Evaluation Associati		\$ 3,862.50
7/25/2016	AP17-008	4739	Shooter II Properties LLC		\$ 28,325.00
7/27/2016	AP17-009	4741	Albuquerque Bernalillo County		\$ 394.65
7/27/2016	AP17-009	4742	Brainard, Raqualle		\$ 42.67
7/27/2016	AP17-009	4743	J & J Technical Service, Inc		\$ 300.00
7/27/2016	AP17-009	4744	New Mexico Activities Associat		\$ 100.00
7/27/2016	AP17-009	4745	Time Warner Telecom		\$ 687.91
7/27/2016	AP17-009	4746	Triarco Arts & Crafts LLC		\$ 399.40
8/1/2016	PV17-019		AFLAC		\$ 278.61
8/4/2016	AP17-010	4748	Armed Response Team		\$ 180.28
8/4/2016	AP17-010	4749	Crisis Prevention Institute		\$ 44.76
8/4/2016	AP17-010	4750	Nama Catering		\$ 5,422.35
8/4/2016	AP17-010	4751	PNM		\$ 2,190.49
8/4/2016	AP17-010	4752	Quill.com		\$ 148.15
8/4/2016	AP17-010	4753	Tolley, Mark		\$ 73.48
8/4/2016	AP17-012	4754	Tolley, Mark		\$ 784.43
8/5/2016	PV17-020		IRS		\$ 9,339.94
8/5/2016	PV17-021		Wells Fargo Bank		\$ 25,884.15
8/5/2016	PR17-003	4747	Tafoya, Angelique M		\$ 233.66
8/8/2016	PV17-023		NMPSIA		\$ 22,416.20
8/8/2016	AP17-013	4755	Villalobos, Carmen		\$ 532.62
8/8/2016	AP17-013	4756	J & J Technical Service, Inc		\$ 2,216.61
8/8/2016	AP17-013	4757	True Light Electric Inc.		\$ 536.56
8/8/2016	AP17-014	4758	New Mexico Charter School Educ		\$ 9,251.68
8/9/2016	CR17-009	CR17-009	Instructional Materials	\$ 14,423.20	
8/10/2016	PV17-024		NM Retiree Health Care Authori		\$ 439.02
8/10/2016	AP17-015	4759	International Baccalaureate		\$ 18,273.00
8/11/2016	PV17-026		NM Educational Retirement Boar		\$ 3,580.74
8/11/2016	CR17-010	CR17-010	SEG	\$ 193,481.40	
8/11/2016	AP17-016	4760	Brainard, Patti		\$ 81.32
8/11/2016	AP17-016	4761	Villalobos, Carmen		\$ 258.06
8/11/2016	AP17-016	4762	Giannini, Norma J.		\$ 100.00
8/11/2016	AP17-016	4763	J & J Technical Service, Inc		\$ 262.35
8/11/2016	AP17-016	4764	NM Center for Montessori Educa		\$ 451.76
8/11/2016	AP17-016	4765	Quill.com		\$ 12.78
8/11/2016	AP17-016	4766	Samaniego-Crump, Laurie		\$ 109.96
8/15/2016	CR17-011	CR17-011	Student Lunch Fees	\$ 438.72	
8/15/2016	CR17-012	CR17-012	Student Lunch Fees	\$ 156.64	
8/15/2016	CR17-013	CR17-013	Student - Art Supplies	\$ 40.00	
8/15/2016	AP17-017	4768	Dual Language Education of NM		\$ 90.00
8/15/2016	AP17-017	4769	New Mexico Gas Company		\$ 37.48
8/15/2016	AP17-017	4770	Pacific Automation		\$ 610.31
8/15/2016	AP17-017	4771	Pitney Bowes Purchase Power		\$ 130.97
8/15/2016	AP17-017	4772	Tolley, Mark		\$ 118.36
8/16/2016	CR17-014	CR17-014	Student - Art Supplies	\$ 240.00	
8/16/2016	CR17-015	CR17-015	Student Lunch Fees	\$ 296.31	
8/17/2016	PV17-022	4776	United Way of New Mexico		\$ 25.00
8/17/2016	CR17-016	CR17-016	Student Lunch Fees	\$ 193.28	
8/18/2016	PV17-028		NM Taxation and Revenue		\$ 2,192.53
8/18/2016	CR17-017	CR17-017	Drivers Ed, Art Supplies, & ID	\$ 480.00	
8/18/2016	CR17-018	CR17-018	KPMG Donation	\$ 300.00	
8/18/2016	CR17-019	CR17-019	Student Lunch Fees	\$ 8.29	

Accounting Cycle: FY2017; Bank: Wells Fargo Bank -; Bank Account: [REDACTED] - Main Account; Statement Date: 08/31/2016

8/18/2016	AP17-018	4777	Albuquerque Bernalillo County	\$	394.65
8/18/2016	AP17-018	4778	Amazon.com LLC	\$	217.47
8/18/2016	AP17-018	4779	Brady Industries of New Mexico	\$	487.84
8/18/2016	AP17-018	4780	City of Albuquerque	\$	25.00
8/18/2016	AP17-018	4781	Dennison, Jennifer	\$	795.87
8/18/2016	AP17-018	4783	Perea, Ana	\$	100.00
8/18/2016	AP17-018	4784	Quill.com	\$	262.82
8/19/2016	PV17-030		IRS	\$	10,286.17
8/19/2016	PV17-031		Wells Fargo Bank	\$	26,305.05
8/19/2016	PR17-004	4773	Anguiano, Brendali	\$	827.81
8/19/2016	PR17-004	4774	Tiger, Lisa D	\$	1,058.06
8/19/2016	PR17-004	4775	Stephenson, Clay V	\$	312.27
8/19/2016	CR17-020	CR17-020	Student Lunch Fees	\$	16.89
8/22/2016	CR17-021	CR17-021	Student Lunch Fees	\$	56.99
8/22/2016	CR17-022	CR17-022	Student Lunch Fees	\$	31.21
8/22/2016	CR17-023	CR17-023	Student Lunch Fees	\$	25.72
8/22/2016	CR17-024	CR17-024	SB-9 Bernalillo County	\$	470.10
8/22/2016	AP17-019	4786	Anguiano, Brednali	\$	128.68
8/22/2016	AP17-019	4787	Perea, Ana	\$	138.99
8/22/2016	AP17-020	4789	Perea, Ana	\$	855.00
8/23/2016	CR17-025	CR17-025	Student Lunch Fees	\$	33.77
8/24/2016	CR17-026	CR17-026	Student Lunch Fees	\$	36.63
8/24/2016	AP17-021	4792	Escobedo, Gabriela	\$	93.40
8/24/2016	AP17-021	4793	PowerSchool Group LLC - Severi	\$	3,147.82
8/24/2016	AP17-021	4794	Project Lead the Way	\$	3,500.00
8/24/2016	AP17-021	4795	Staples Business Advantage	\$	168.97
8/24/2016	AP17-021	4796	Time Warner Telecom	\$	688.18
8/24/2016	AP17-021	4798	True Light Electric Inc.	\$	187.80
8/25/2016	PV17-029	4799	United Way of New Mexico	\$	25.00
8/25/2016	CR17-027	CR17-027	IDEAL NM Class Fees & Art Supp	\$	240.00
8/25/2016	CR17-028	CR17-028	Student Lunch Fees	\$	23.09
8/29/2016	CR17-029	CR17-029	SB-9 Sandoval County & IDEAL-N	\$	209.07
8/29/2016	CR17-030	CR17-030	Student Lunch Fees	\$	28.00
8/29/2016	CR17-031	CR17-031	Capital Improvements - SB-9	\$	1,910.00
8/30/2016	CR17-032	CR17-032	Student Lunch Fees	\$	16.58
8/30/2016	AP17-024	4802	Villalobos, Carmen	\$	2,360.88
8/31/2016	PV17-042		Wells Fargo Bank	\$	29,277.33
8/31/2016	AP17-026		EarthLink	\$	4.95
Subtotal				\$	\$ 213,155.89 \$ 222,824.59

Analyzed Business Checking - PF

Account number: [REDACTED] ■ August 1, 2016 - August 31, 2016 ■ Page 1 of 3

CORRALES INTERNATIONAL SCHOOL
5500 WILSHIRE AVE NE
ALBUQUERQUE NM 87113-1949

Questions?

Available by phone 24 hours a day, 7 days a week:

1-800-CALL-WELLS (1-800-225-5935)

Online: wellsfargo.com

Write: Wells Fargo Bank, N.A. (585)
P.O. Box 6995
Portland, OR 97228-6995

Account summary

Analyzed Business Checking - PF

Account number	Beginning balance	Total credits	Total debits	Ending balance
[REDACTED]	\$329,367.95	\$213,155.89	-\$222,824.59	\$319,699.25

Credits

Deposits

Effective date	Posted date	Amount	Transaction detail
	08/15	40.00	Deposit
	08/16	240.00	Deposit
	08/18	300.00	Deposit
	08/18	480.00	Deposit
	08/25	240.00	Deposit
	08/29	209.07	Deposit
		\$1,509.07	Total deposits

Electronic deposits/bank credits

Effective date	Posted date	Amount	Transaction detail
	08/09	14,423.20	NEW Mexico B EFT B ACH 160809 Rmr*IV*14000 Fy17 I/M I**14423.2\
	08/11	193,481.40	WT Seq107517 Albuquerque Board of Ed /Org=Albuquerque Public Schools Srf# IN16081108371706 Trn#160811107517 Rfb# 000008452
	08/15	156.64	Square Inc 160815R2 160815 L203146281529 Corrales International
	08/15	438.72	Square Inc 160815R2 160815 L203146281528 Corrales International
	08/16	296.31	Square Inc 160816R2 160816 L203146462149 Corrales International
	08/17	193.28	Square Inc 160817R2 160817 L203146773157 Corrales International
	08/18	8.29	Square Inc 160818R2 160818 L203147090743 Corrales International
	08/19	16.89	Square Inc 160819R2 160819 L203147416195 Corrales International
	08/22	470.10	Treasurersgenera Payments Beneficiary ID 14 Corrales Inter
	08/22	25.72	Square Inc 160822R2 160822 L203148067963 Corrales International
	08/22	31.21	Square Inc 160820R2 160820 L203147734320 Corrales International
	08/22	56.99	Square Inc 160822R2 160822 L203148067962 Corrales International

Electronic deposits/bank credits (continued)

Effective date	Posted date	Amount	Transaction detail
	08/23	33.77	Square Inc 160823R2 160823 L203148250268 Corrales International
	08/24	36.63	Square Inc 160824R2 160824 L203148559687 Corrales International
	08/25	23.09	Square Inc 160825R2 160825 L203148879373 Corrales International
	08/29	1,910.00	NEW Mexico B EFT B ACH 160829 Rmr*IV*001-028-1516-317**1910\
	08/29	28.00	Square Inc 160827R2 160827 L203149521975 Corrales International
	08/30	16.58	Square Inc 160830R2 160830 L203150039938 Corrales International
		\$211,646.82	Total electronic deposits/bank credits
		\$213,155.89	Total credits

Debits

Electronic debits/bank debits

Effective date	Posted date	Amount	Transaction detail
	08/03	25,884.15	ACH Prep Origintn - Corrales Interna - File 7878782339 Coid 2261136464
	08/03	278.61	AFLAC Insurance 080116 Hwg64290713 Corrales International
	08/05	9,339.94	IRS Usat taxpymt 080516 270661830862663 Corrales International
	08/08	22,416.20	ACH Prep Origintn - Corrales Interna - File 7878782339 Coid 2261136464
	08/10	439.02	ACH Prep Origintn - Corrales Interna - File 7878782339 Coid 2261136464
	08/12	3,580.74	State of NM Cash Conce 160811 00007038 Corrales Internation
	08/17	26,305.05	ACH Prep Origintn - Corrales Interna - File 7878782339 Coid 2261136464
	08/19	10,286.17	IRS Usat taxpymt 081916 270663280407353 Corrales International
	08/22	2,192.53	Tax_Rev_Crs_Ecks Trd Pmnt 160818 1917651456 Corrales International
	08/29	4.95	Earthlink GA Intrnt Svc 160827 7118179 Elsy *Diaz
	08/31	29,277.33	ACH Prep Origintn - Corrales Interna - File 7878782339 Coid 2261136464
		\$130,004.69	Total electronic debits/bank debits

Checks paid

Number	Amount	Date	Number	Amount	Date	Number	Amount	Date
	100.00	08/04	4749	44.76	08/09	4769	37.48	08/18
	40.00	08/08	4750	5,422.35	08/12	4770	610.31	08/25
	258.06	08/12	4751	2,190.49	08/09	4771	130.97	08/23
	312.27	08/22	4752	148.15	08/10	4772	118.36	08/18
	2,360.88	08/31	4753	73.48	08/05	4773	827.81	08/19
4714	12.19	08/04	4754	784.43	08/05	4774	1,058.06	08/18
4731*	468.66	08/01	4755	532.62	08/11	4776*	25.00	08/23
4732	208.99	08/04	4756	2,216.61	08/11	4777	394.65	08/22
4738*	3,862.50	08/01	4757	536.56	08/12	4778	217.47	08/23
4739	28,325.00	08/03	4758	9,251.68	08/11	4779	487.84	08/22
4740	25.00	08/04	4759	18,273.00	08/23	4780	25.00	08/22
4741	394.65	08/03	4760	81.32	08/12	4781	795.87	08/19
4742	42.67	08/04	4762*	100.00	08/16	4783*	100.00	08/23
4743	300.00	08/05	4763	262.35	08/16	4784	262.82	08/23
4745*	687.91	08/09	4764	451.76	08/17	4786*	128.68	08/23
4746	399.40	08/08	4765	12.78	08/16	4787	138.99	08/23
4747	233.66	08/05	4766	109.96	08/16	4789*	855.00	08/23
4748	180.28	08/08	4768*	90.00	08/26	4792*	93.40	08/25



Checks paid (continued)

<i>Number</i>	<i>Amount</i>	<i>Date</i>	<i>Number</i>	<i>Amount</i>	<i>Date</i>	<i>Number</i>	<i>Amount</i>	<i>Date</i>
4793	3,147.82	08/31	4795	168.97	08/29	4798*	187.80	08/30
4794	3,500.00	08/31	4796	688.18	08/29	4799	25.00	08/30
\$92,819.90			Total checks paid					

* Gap in check sequence.

\$222,824.59 Total debits

Daily ledger balance summary

<i>Date</i>	<i>Balance</i>	<i>Date</i>	<i>Balance</i>	<i>Date</i>	<i>Balance</i>
07/31	329,367.95	08/11	428,391.50	08/23	357,390.52
08/01	325,036.79	08/12	418,512.47	08/24	357,427.15
08/03	270,154.38	08/15	419,147.83	08/25	356,986.53
08/04	269,765.53	08/16	419,199.05	08/26	356,896.53
08/05	259,034.02	08/17	392,635.52	08/29	358,181.50
08/08	235,998.14	08/18	392,209.91	08/30	357,985.28
08/09	247,498.18	08/19	380,316.95	08/31	319,699.25
08/10	246,911.01	08/22	377,488.68		
Average daily ledger balance		\$345,207.20			

Begin Date: 8/1/2016; End Date: 8/31/2016; Check Type: Accounts Payable; Payee: <All>; Bank: <All>; Accounting Cycle: FY2017; Limit Results to This Cycle: Yes; Account Code Expression: ([Fund] >= '11000'); Show Detail by Voucher: Yes

Check Date	Check Number	Payee	Type	Amount
08/04/2016	4748	Armed Response Team	Accounts Payable	\$ 180.28
08/04/2016	4749	Crisis Prevention Institute	Accounts Payable	\$ 44.76
08/04/2016	4750	Nama Catering	Accounts Payable	\$ 5,422.35
08/04/2016	4751	PNM	Accounts Payable	\$ 2,190.49
08/04/2016	4752	Quill.com	Accounts Payable	\$ 148.15
08/04/2016	4753	Tolley, Mark	Accounts Payable	\$ 73.48
08/04/2016	4754	Tolley, Mark	Accounts Payable	\$ 784.43
08/08/2016	4755	Extreme Cleaning Services	Accounts Payable	\$ 532.62
08/08/2016	4756	J & J Technical Service, Inc	Accounts Payable	\$ 2,216.61
08/08/2016	4757	Truelight	Accounts Payable	\$ 536.56
08/08/2016	4758	Association of Charter School Education Services	Accounts Payable	\$ 9,251.68
08/10/2016	4759	International Baccalaureate	Accounts Payable	\$ 18,273.00
08/11/2016	4760	Brainard, Patti	Accounts Payable	\$ 81.32
08/11/2016	4761	Extreme Cleaning Services	Accounts Payable	\$ 258.06
08/11/2016	4762	Giannini, Norma	Accounts Payable	\$ 100.00
08/11/2016	4763	J & J Technical Service, Inc	Accounts Payable	\$ 262.35
08/11/2016	4764	NM Center for Montessori Education	Accounts Payable	\$ 451.76
08/11/2016	4765	Quill.com	Accounts Payable	\$ 12.78
08/11/2016	4766	Samaniego-Crump, Laurie	Accounts Payable	\$ 109.96
08/15/2016	4767	Hodder & Stoughton Limited	Accounts Payable	\$ 50.00
08/15/2016	4768	Dual Language Education of NM	Accounts Payable	\$ 90.00
08/15/2016	4769	New Mexico Gas Company	Accounts Payable	\$ 37.48
08/15/2016	4770	Pacific Automation	Accounts Payable	\$ 610.31
08/15/2016	4771	Pitney Bowes Purchase Power	Accounts Payable	\$ 130.97
08/15/2016	4772	Tolley, Mark	Accounts Payable	\$ 118.36
08/18/2016	4777	Albuquerque Bernalillo County Water Utility Authority	Accounts Payable	\$ 394.65
08/18/2016	4778	Amazon.com LLC	Accounts Payable	\$ 217.47
08/18/2016	4779	Brady Industries of New Mexico	Accounts Payable	\$ 487.84
08/18/2016	4780	City of Albuquerque	Accounts Payable	\$ 25.00
08/18/2016	4781	Dennison, Jennifer	Accounts Payable	\$ 795.87
08/18/2016	4782	Perea's Restaurant	Accounts Payable	\$ 226.44
08/18/2016	4783	Perea, Ana	Accounts Payable	\$ 100.00
08/18/2016	4784	Quill.com	Accounts Payable	\$ 262.82
08/18/2016	4785	Tara Armijo-Prewitt	Accounts Payable	\$ 120.00
08/22/2016	4786	Anguiano, Brendali	Accounts Payable	\$ 128.68
08/22/2016	4787	Perea, Ana	Accounts Payable	\$ 138.99
08/22/2016	4788	Wimmer, Sheley	Accounts Payable	\$ 473.32
08/22/2016	4789	Perea, Ana	Accounts Payable	\$ 855.00
08/24/2016	4790	College Board	Accounts Payable	\$ 747.00
08/24/2016	4791	Cremeens, Thomas	Accounts Payable	\$ 665.00
08/24/2016	4792	Escobedo, Gabriela	Accounts Payable	\$ 93.40
08/24/2016	4793	PowerSchool Group LLC	Accounts Payable	\$ 3,147.82
08/24/2016	4794	Project Lead the Way	Accounts Payable	\$ 3,500.00
08/24/2016	4795	Staples Business Advantage	Accounts Payable	\$ 168.97
08/24/2016	4796	Time Warner Telecom	Accounts Payable	\$ 688.18
08/24/2016	4797	Tolley, Mark	Accounts Payable	\$ 34.45
08/24/2016	4798	Truelight	Accounts Payable	\$ 187.80
08/25/2016	4800	Shooter II Properties LLC	Accounts Payable	\$ 30,149.00
08/30/2016	4801	Constant Contact, Inc.	Accounts Payable	\$ 45.00
08/30/2016	4802	Extreme Cleaning Services	Accounts Payable	\$ 2,360.88
08/31/2016		EarthLink	Accounts Payable	\$ 4.95
Total				\$ 87,986.29

Begin Date: 8/1/2016; End Date: 8/31/2016; Check Type: Accounts Payable; Payee: <All>; Bank: <All>; Accounting Cycle: FY2017; Limit Results to This Cycle: Yes; Account Code Expression: ((Fund) >= '11000'); Show Detail by Voucher: Yes

Voucher Number	Bank Name	Account Number	Check Number	Payee	Amount	Type
AP17-026	Wells Fargo Bank			EarthLink	\$ 4.95	Accounts Payable

Vendor	PO Number	Invoice #	Account Code	Description	Issue Date	Amount
EarthLink	CIS17-023	2016 08 29	11000-2600-54416-0000-001028-0000-00000	Monthly Fee for Webmail	07/01/2016	\$ 4.95
Subtotal						\$ 4.95

Voucher Number	Bank Name	Account Number	Check Number	Payee	Amount	Type
AP17-010	Wells Fargo Bank		4748	Armed Response Team	\$ 180.28	Accounts Payable

Vendor	PO Number	Invoice #	Account Code	Description	Issue Date	Amount
Armed Response Team	CIS17-026	107383	11000-2600-55915-0000-001028-0000-00000	Alarm	07/21/2016	\$ 180.28
Subtotal						\$ 180.28

Voucher Number	Bank Name	Account Number	Check Number	Payee	Amount	Type
AP17-010	Wells Fargo Bank		4749	Crisis Prevention Institute	\$ 44.76	Accounts Payable

Vendor	PO Number	Invoice #	Account Code	Description	Issue Date	Amount
Crisis Prevention Institute	CIS17-075	CUSI0084251	14000-1000-56111-1010-001028-0000-00000	NCI Key Point Refresher Workbook	07/25/2016	\$ 44.76
Subtotal						\$ 44.76

Voucher Number	Bank Name	Account Number	Check Number	Payee	Amount	Type
AP17-010	Wells Fargo Bank		4750	Nama Catering	\$ 5,422.35	Accounts Payable

Vendor	PO Number	Invoice #	Account Code	Description	Issue Date	Amount
Nama Catering	CIS17-079	137	23000-3100-56116-0000-001028-0000-00000	Lunches - late invoice for May servic	07/28/2016	\$ 5,422.35
Subtotal						\$ 5,422.35

Voucher Number	Bank Name	Account Number	Check Number	Payee	Amount	Type
AP17-010	Wells Fargo Bank		4751	PNM	\$ 2,190.49	Accounts Payable

Vendor	PO Number	Invoice #	Account Code	Description	Issue Date	Amount
PNM	CIS17-020	2016 08 04-1	11000-2600-54411-0000-001028-0000-00000	Monthly Electricity	07/01/2016	\$ 2,112.77
PNM	CIS17-020	2016 08 04-7	11000-2600-54411-0000-001028-0000-00000	Monthly Electricity	07/01/2016	\$ 77.72
Subtotal						\$ 2,190.49

Voucher Number	Bank Name	Account Number	Check Number	Payee	Amount	Type
AP17-010	Wells Fargo Bank		4752	Quill.com	\$ 148.15	Accounts Payable

Vendor	PO Number	Invoice #	Account Code	Description	Issue Date	Amount
--------	-----------	-----------	--------------	-------------	------------	--------

Begin Date: 8/1/2016; End Date: 8/31/2016; Check Type: Accounts Payable; Payee: <All>; Bank: <All>; Accounting Cycle: FY2017; Limit Results to This Cycle: Yes; Account Code Expression: ((Fund) >= '11000'); Show Detail by Voucher: Yes

Quill.com	CIS17-068	7730923	11000-1000-56118-1010-001028-0000-00000	copy paper and supplies for front de: 07/25/2016	\$	123.80
Quill.com	CIS17-068	7738570	11000-1000-56118-1010-001028-0000-00000	copy paper and supplies for front de: 07/25/2016	\$	11.61
Quill.com	CIS17-068	7746059	11000-1000-56118-1010-001028-0000-00000	copy paper and supplies for front de: 07/25/2016	\$	12.74
Subtotal						\$ 148.15

Voucher Number	Bank Name	Account Number	Check Number	Payee	Amount	Type
AP17-010	Wells Fargo Bank		4753	Tolley, Mark	\$ 73.48	Accounts Payable

Vendor	PO Number	Invoice #	Account Code	Description	Issue Date	Amount
Tolley, Mark	CIS17-085	2016 08 04	11000-2400-56118-0000-001028-0000-00000	File Frame Kit	08/03/2016	\$ 22.49
Tolley, Mark	CIS17-085	2016 08 04	11000-2400-56118-0000-001028-0000-00000	Padfolio Table	08/03/2016	\$ 50.99
Subtotal						\$ 73.48

Voucher Number	Bank Name	Account Number	Check Number	Payee	Amount	Type
AP17-012	Wells Fargo Bank		4754	Tolley, Mark	\$ 784.43	Accounts Payable

Vendor	PO Number	Invoice #	Account Code	Description	Issue Date	Amount
Tolley, Mark	CIS17-011	2016 08 04-b	24154-2400-53330-0000-001028-0000-00000	Hotel - (\$688 + tax) IB Training(IB di: 08/04/2016	08/04/2016	\$ 603.35
Tolley, Mark	CIS17-011	2016 08 04-b	24154-2400-53330-0000-001028-0000-00000	Meals \$46/day + \$6 tips x 3 (IB Trair 08/04/2016	08/04/2016	\$ 45.34
Tolley, Mark	CIS17-011	2016 08 04-b	24154-2400-53330-0000-001028-0000-00000	Other Allowable Expenses (Taxi, Tip 08/04/2016	08/04/2016	\$ 135.74
Subtotal						\$ 784.43

Voucher Number	Bank Name	Account Number	Check Number	Payee	Amount	Type
AP17-013	Wells Fargo Bank		4755	Extreme Cleaning Services	\$ 532.62	Accounts Payable

Vendor	PO Number	Invoice #	Account Code	Description	Issue Date	Amount
Extreme Cleaning Services	CIS17-012	2016 08 08b	11000-2600-55915-0000-001028-0000-00000	Building Supplies	08/02/2016	\$ 336.48
Extreme Cleaning Services	CIS17-012	2016 08 08a	11000-2600-55915-0000-001028-0000-00000	Building Supplies (FY2016 Invoices)	08/02/2016	\$ 196.14
Subtotal						\$ 532.62

Voucher Number	Bank Name	Account Number	Check Number	Payee	Amount	Type
AP17-013	Wells Fargo Bank		4756	J & J Technical Service, Inc	\$ 2,216.61	Accounts Payable

Vendor	PO Number	Invoice #	Account Code	Description	Issue Date	Amount
J & J Technical Service, Inc	CIS17-004	53885	11000-2500-53414-0000-001028-0000-00000	Discount (1% 10 Net 30)	07/01/2016	\$ (22.39)
J & J Technical Service, Inc	CIS17-004	53885	11000-2500-53414-0000-001028-0000-00000	IT Services	07/01/2016	\$ 2,084.00
J & J Technical Service, Inc	CIS17-004	53885	11000-2500-53414-0000-001028-0000-00000	Tax	07/01/2016	\$ 155.00
Subtotal						\$ 2,216.61

Voucher Number	Bank Name	Account Number	Check Number	Payee	Amount	Type
----------------	-----------	----------------	--------------	-------	--------	------

Begin Date: 8/1/2016; End Date: 8/31/2016; Check Type: Accounts Payable; Payee: <All>; Bank: <All>; Accounting Cycle: FY2017; Limit Results to This Cycle: Yes; Account Code Expression: ((Fund) >= '11000'); Show Detail by Voucher: Yes

AP17-013	Wells Fargo Bank		4757	Truelight	\$ 536.56	Accounts Payable
Vendor	PO Number	Invoice #	Account Code	Description	Issue Date	Amount
Truelight	CIS17-037	341896	11000-2600-54312-0000-001028-0000-00000	Retherm: Provide and install 208volt	08/08/2016	\$ 536.56
Subtotal						\$ 536.56

Voucher Number	Bank Name	Account Number	Check Number	Payee	Amount	Type
AP17-014	Wells Fargo Bank		4758	Association of Charter School Educa	\$ 9,251.68	Accounts Payable
Vendor	PO Number	Invoice #	Account Code	Description	Issue Date	Amount
Association of Charter School Educa	CIS17-006	1033	11000-2500-53414-0000-001028-0000-00000	Business Office Management Servic	07/01/2016	\$ 8,621.25
Association of Charter School Educa	CIS17-006	1033	11000-2500-53414-0000-001028-0000-00000	Tax	07/01/2016	\$ 630.43
Subtotal						\$ 9,251.68

Voucher Number	Bank Name	Account Number	Check Number	Payee	Amount	Type
AP17-015	Wells Fargo Bank		4759	International Bacculaureate	\$ 18,273.00	Accounts Payable
Vendor	PO Number	Invoice #	Account Code	Description	Issue Date	Amount
International Bacculaureate	CIS17-016	20160718	11000-1000-53711-1010-001028-0000-00000	MYP Annual Fee	07/11/2016	\$ 9,384.00
International Bacculaureate	CIS17-016	20160718	11000-1000-53711-1010-001028-0000-00000	MYP Invoice 11019922 misapplied C	07/11/2016	\$ 995.00
International Bacculaureate	CIS17-016	20160718	11000-1000-53711-1010-001028-0000-00000	PYP Annual Fee	07/11/2016	\$ 7,894.00
Subtotal						\$ 18,273.00

Voucher Number	Bank Name	Account Number	Check Number	Payee	Amount	Type
AP17-016	Wells Fargo Bank		4760	Brainard, Patti	\$ 81.32	Accounts Payable
Vendor	PO Number	Invoice #	Account Code	Description	Issue Date	Amount
Brainard, Patti	CIS17-080	2016 08 10a	11000-1000-56118-1010-001028-0000-00000	Making copies of keys for school.: 2	08/01/2016	\$ 26.16
Brainard, Patti	CIS17-088	2016 08 10b	11000-2600-56118-0000-001028-0000-00000	Copies of keys for CIS	08/08/2016	\$ 55.16
Subtotal						\$ 81.32

Voucher Number	Bank Name	Account Number	Check Number	Payee	Amount	Type
AP17-016	Wells Fargo Bank		4761	Extreme Cleaning Services	\$ 258.06	Accounts Payable
Vendor	PO Number	Invoice #	Account Code	Description	Issue Date	Amount
Extreme Cleaning Services	CIS17-012	2016 08 10	11000-2600-55915-0000-001028-0000-00000	Building Supplies	08/02/2016	\$ 258.06
Subtotal						\$ 258.06

Voucher Number	Bank Name	Account Number	Check Number	Payee	Amount	Type
AP17-016	Wells Fargo Bank		4762	Giannini, Norma	\$ 100.00	Accounts Payable

Begin Date: 8/1/2016; End Date: 8/31/2016; Check Type: Accounts Payable; Payee: <All>; Bank: <All>; Accounting Cycle: FY2017; Limit Results to This Cycle: Yes; Account Code Expression: ((Fund) >= '11000'); Show Detail by Voucher: Yes

Vendor	PO Number	Invoice #	Account Code	Description	Issue Date	Amount
Giannini, Norma	CIS17-045	2016 08 10	11000-1000-56118-1010-001028-0000-00000	Open PO not to exceed \$100	07/13/2016	\$ 100.00
Subtotal						\$ 100.00

Voucher Number	Bank Name	Account Number	Check Number	Payee	Amount	Type
AP17-016	Wells Fargo Bank		4763	J & J Technical Service, Inc	\$ 262.35	Accounts Payable

Vendor	PO Number	Invoice #	Account Code	Description	Issue Date	Amount
J & J Technical Service, Inc	CIS17-086	53961	11000-2500-55915-0000-001028-0000-00000	Discount (1% 10 Net 30)	08/08/2016	\$ (2.65)
J & J Technical Service, Inc	CIS17-086	53961	11000-2500-55915-0000-001028-0000-00000	Fortinet FortiCare 24x7 Bundle - Ext	08/08/2016	\$ 265.00
Subtotal						\$ 262.35

Voucher Number	Bank Name	Account Number	Check Number	Payee	Amount	Type
AP17-016	Wells Fargo Bank		4764	NM Center for Montessori Education	\$ 451.76	Accounts Payable

Vendor	PO Number	Invoice #	Account Code	Description	Issue Date	Amount
NM Center for Montessori Education	CIS17-069	2016 08 10	24154-1000-53330-1010-001028-0000-00000	Montessori Math Refresher	07/25/2016	\$ 420.00
NM Center for Montessori Education	CIS17-069	2016 08 10	24154-1000-53330-1010-001028-0000-00000	Tax	07/25/2016	\$ 31.76
Subtotal						\$ 451.76

Voucher Number	Bank Name	Account Number	Check Number	Payee	Amount	Type
AP17-016	Wells Fargo Bank		4765	Quill.com	\$ 12.78	Accounts Payable

Vendor	PO Number	Invoice #	Account Code	Description	Issue Date	Amount
Quill.com	CIS17-081	7766223	11000-2100-56118-0000-001028-0000-00000	Office Supplies for Dawn Jackson	08/01/2016	\$ 12.78
Subtotal						\$ 12.78

Voucher Number	Bank Name	Account Number	Check Number	Payee	Amount	Type
AP17-016	Wells Fargo Bank		4766	Samaniego-Crump, Laurie	\$ 109.96	Accounts Payable

Vendor	PO Number	Invoice #	Account Code	Description	Issue Date	Amount
Samaniego-Crump, Laurie	CIS17-029	2016 08 10a	14000-1000-56111-1010-001028-0000-00000	Art Supplies FY2017 not to exceed \$	07/07/2016	\$ 36.83
Samaniego-Crump, Laurie	CIS17-052	2016 08 10b	11000-1000-56118-1010-001028-0000-00000	Open PO not to exceed \$100	07/14/2016	\$ 73.13
Subtotal						\$ 109.96

Voucher Number	Bank Name	Account Number	Check Number	Payee	Amount	Type
AP17-017	Wells Fargo Bank		4767	Hodder & Stoughton Limited	\$ 50.00	Accounts Payable

Vendor	PO Number	Invoice #	Account Code	Description	Issue Date	Amount
--------	-----------	-----------	--------------	-------------	------------	--------

Begin Date: 8/1/2016; End Date: 8/31/2016; Check Type: Accounts Payable; Payee: <All>; Bank: <All>; Accounting Cycle: FY2017; Limit Results to This Cycle: Yes; Account Code Expression: ((Fund) >= '11000'); Show Detail by Voucher: Yes

Hodder & Stoughton Limited	CIS17-093	31523/06	11000-2400-53711-0000-001028-0000-00000	Bank charge due to stopped payer 08/12/2016	\$	50.00
Subtotal						\$ 50.00

Voucher Number	Bank Name	Account Number	Check Number	Payee	Amount	Type
AP17-017	Wells Fargo Bank		4768	Dual Language Education of NM	\$ 90.00	Accounts Payable

Vendor	PO Number	Invoice #	Account Code	Description	Issue Date	Amount
Dual Language Education of NM	CIS17-064	2475	24153-1000-53330-1010-001028-0000-00000	Project GLAD Tier I Training - 6 day	07/21/2016	\$ 90.00
Subtotal						\$ 90.00

Voucher Number	Bank Name	Account Number	Check Number	Payee	Amount	Type
AP17-017	Wells Fargo Bank		4769	New Mexico Gas Company	\$ 37.48	Accounts Payable

Vendor	PO Number	Invoice #	Account Code	Description	Issue Date	Amount
New Mexico Gas Company	CIS17-021	20160815	11000-2600-54412-0000-001028-0000-00000	Gas Utilities	07/01/2016	\$ 37.48
Subtotal						\$ 37.48

Voucher Number	Bank Name	Account Number	Check Number	Payee	Amount	Type
AP17-017	Wells Fargo Bank		4770	Pacific Automation	\$ 610.31	Accounts Payable

Vendor	PO Number	Invoice #	Account Code	Description	Issue Date	Amount
Pacific Automation	CIS17-025	51132487	11000-2400-54630-0000-001028-0000-00000	Copier Lease	07/21/2016	\$ 445.81
Pacific Automation	CIS17-025	51132487	11000-2400-54630-0000-001028-0000-00000	Tax	07/21/2016	\$ 22.85
Pacific Automation	CIS17-025	271501	11000-2400-56118-0000-001028-0000-00000	Overages	07/21/2016	\$ 141.65
Subtotal						\$ 610.31

Voucher Number	Bank Name	Account Number	Check Number	Payee	Amount	Type
AP17-017	Wells Fargo Bank		4771	Pitney Bowes Purchase Power	\$ 130.97	Accounts Payable

Vendor	PO Number	Invoice #	Account Code	Description	Issue Date	Amount
Pitney Bowes Purchase Power	CIS17-056	20160815	11000-2500-56118-0000-001028-0000-00000	Cleaning Kit (multi-use for mailstation)	07/14/2016	\$ 45.99
Pitney Bowes Purchase Power	CIS17-056	20160815	11000-2500-56118-0000-001028-0000-00000	Red Ink Cartridge (mailstation)	07/14/2016	\$ 84.98
Subtotal						\$ 130.97

Voucher Number	Bank Name	Account Number	Check Number	Payee	Amount	Type
AP17-017	Wells Fargo Bank		4772	Tolley, Mark	\$ 118.36	Accounts Payable

Vendor	PO Number	Invoice #	Account Code	Description	Issue Date	Amount
Tolley, Mark	CIS17-094	20160815	11000-2400-56118-0000-001028-0000-00000	Administration Supplies	08/12/2016	\$ 118.36

Begin Date: 8/1/2016; End Date: 8/31/2016; Check Type: Accounts Payable; Payee: <All>; Bank: <All>; Accounting Cycle: FY2017; Limit Results to This Cycle: Yes; Account Code Expression: ((Fund) >= '11000'); Show Detail by Voucher: Yes

Subtotal \$ 118.36

Voucher Number	Bank Name	Account Number	Check Number	Payee	Amount	Type
AP17-018	Wells Fargo Bank	[REDACTED]	4777	Albuquerque Bernalillo County Water	\$ 394.65	Accounts Payable

Vendor	PO Number	Invoice #	Account Code	Description	Issue Date	Amount
Albuquerque Bernalillo County Water	CIS17-019	2016 08 18	11000-2600-54415-0000-001028-0000-00000	Monthly Water Utilities	07/01/2016	\$ 394.65

Subtotal \$ 394.65

Voucher Number	Bank Name	Account Number	Check Number	Payee	Amount	Type
AP17-018	Wells Fargo Bank	[REDACTED]	4778	Amazon.com LLC	\$ 217.47	Accounts Payable

Vendor	PO Number	Invoice #	Account Code	Description	Issue Date	Amount
Amazon.com LLC	CIS16-351	219352050933	11000-2200-56118-0000-001028-0000-00000	Avery File Folder Labels for Laser ar	06/13/2016	\$ 12.60
Amazon.com LLC	CIS16-351	219352050933	11000-2200-56118-0000-001028-0000-00000	Pendaflex Two-Tone Color File Fold	06/13/2016	\$ 31.36
Amazon.com LLC	CIS16-351	219352050933	11000-2200-56118-0000-001028-0000-00000	Smead Fastener File Folder, 2 Faste	06/13/2016	\$ 20.12
Amazon.com LLC	CIS17-083	139958428740	11000-1000-56118-1010-001028-0000-00000	Name plates for all CIS Offices and	08/01/2016	\$ 153.39

Subtotal \$ 217.47

Voucher Number	Bank Name	Account Number	Check Number	Payee	Amount	Type
AP17-018	Wells Fargo Bank	[REDACTED]	4779	Brady Industries of New Mexico	\$ 487.84	Accounts Payable

Vendor	PO Number	Invoice #	Account Code	Description	Issue Date	Amount
Brady Industries of New Mexico	CIS17-087	5177080	11000-2600-56118-0000-001028-0000-00000	Janitorial supplies for restrooms and	08/08/2016	\$ 487.84

Subtotal \$ 487.84

Voucher Number	Bank Name	Account Number	Check Number	Payee	Amount	Type
AP17-018	Wells Fargo Bank	[REDACTED]	4780	City of Albuquerque	\$ 25.00	Accounts Payable

Vendor	PO Number	Invoice #	Account Code	Description	Issue Date	Amount
City of Albuquerque	CIS17-099	1796092	11000-2500-53711-0000-001028-0000-00000	False Alarm Permit Renewal	08/15/2016	\$ 25.00

Subtotal \$ 25.00

Voucher Number	Bank Name	Account Number	Check Number	Payee	Amount	Type
AP17-018	Wells Fargo Bank	[REDACTED]	4781	Dennison, Jennifer	\$ 795.87	Accounts Payable

Vendor	PO Number	Invoice #	Account Code	Description	Issue Date	Amount
Dennison, Jennifer	CIS17-003	Invoice #01	11000-2100-53414-0000-001028-0000-00000	Nurse Services	07/01/2016	\$ 795.87

Subtotal \$ 795.87

Begin Date: 8/1/2016; End Date: 8/31/2016; Check Type: Accounts Payable; Payee: <All>; Bank: <All>; Accounting Cycle: FY2017; Limit Results to This Cycle: Yes; Account Code Expression: ((Fund) >= '11000'); Show Detail by Voucher: Yes

Voucher Number	Bank Name	Account Number	Check Number	Payee	Amount	Type
AP17-018	Wells Fargo Bank		4782	Perea's Restaurant	\$ 226.44	Accounts Payable

Vendor	PO Number	Invoice #	Account Code	Description	Issue Date	Amount
Perea's Restaurant	CIS17-074	2016 08 18	23000-1000-56118-0000-001028-0000-00000	Breakfast/lunch professional develop	08/02/2016	\$ 226.44
Subtotal						\$ 226.44

Voucher Number	Bank Name	Account Number	Check Number	Payee	Amount	Type
AP17-018	Wells Fargo Bank		4783	Perea, Ana	\$ 100.00	Accounts Payable

Vendor	PO Number	Invoice #	Account Code	Description	Issue Date	Amount
Perea, Ana	CIS17-049	2016 08 18	11000-1000-56118-1010-001028-0000-00000	Open PO not to exceed \$100	07/14/2016	\$ 100.00
Subtotal						\$ 100.00

Voucher Number	Bank Name	Account Number	Check Number	Payee	Amount	Type
AP17-018	Wells Fargo Bank		4784	Quill.com	\$ 262.82	Accounts Payable

Vendor	PO Number	Invoice #	Account Code	Description	Issue Date	Amount
Quill.com	CIS17-081	7894810	11000-2100-56118-0000-001028-0000-00000	Office Supplies for Dawn Jackson	08/18/2016	\$ 77.83
Quill.com	CIS17-081	8010283	11000-2100-56118-0000-001028-0000-00000	Office Supplies for Dawn Jackson	08/18/2016	\$ 184.99
Subtotal						\$ 262.82

Voucher Number	Bank Name	Account Number	Check Number	Payee	Amount	Type
AP17-018	Wells Fargo Bank		4785	Tara Armijo-Prewitt	\$ 120.00	Accounts Payable

Vendor	PO Number	Invoice #	Account Code	Description	Issue Date	Amount
Tara Armijo-Prewitt	CIS17-091	2016 08 11	21000-3100-56118-0000-001028-0000-00000	This is a permit to serve food for lunch	08/11/2016	\$ 120.00
Subtotal						\$ 120.00

Voucher Number	Bank Name	Account Number	Check Number	Payee	Amount	Type
AP17-019	Wells Fargo Bank		4786	Anguiano, Brendali	\$ 128.68	Accounts Payable

Vendor	PO Number	Invoice #	Account Code	Description	Issue Date	Amount
Anguiano, Brendali	CIS17-034	2016 08 22	24154-1000-53330-1010-001028-0000-00000	Meals for 7-26 to 7-30 training	07/05/2016	\$ 128.68
Subtotal						\$ 128.68

Voucher Number	Bank Name	Account Number	Check Number	Payee	Amount	Type
AP17-019	Wells Fargo Bank		4787	Perea, Ana	\$ 138.99	Accounts Payable

Begin Date: 8/1/2016; End Date: 8/31/2016; Check Type: Accounts Payable; Payee: <All>; Bank: <All>; Accounting Cycle: FY2017; Limit Results to This Cycle: Yes; Account Code Expression: ((Fund) >= '11000'); Show Detail by Voucher: Yes

Vendor	PO Number	Invoice #	Account Code	Description	Issue Date	Amount
Perea, Ana	CIS17-033	2016 08 22	24154-1000-53330-1010-001028-0000-00000	Meals for 7-26 to 7-30 training	07/05/2016	\$ 135.99
Perea, Ana	CIS17-033	2016 08 22	24154-1000-53330-1010-001028-0000-00000	Other Expenses for 7-26 to 7-30 trai	07/05/2016	\$ 3.00
Subtotal						\$ 138.99

Voucher Number	Bank Name	Account Number	Check Number	Payee	Amount	Type
AP17-019	Wells Fargo Bank		4788	Wimmer, Sheley	\$ 473.32	Accounts Payable

Vendor	PO Number	Invoice #	Account Code	Description	Issue Date	Amount
Wimmer, Sheley	CIS16-335	2016 08 18	24154-1000-53330-1010-001028-0000-00000	Airfare for IB Conference	05/23/2016	\$ 291.97
Wimmer, Sheley	CIS17-032	2016 08 22	24154-1000-53330-1010-001028-0000-00000	Meals for 7-26 to 7-30 training	07/05/2016	\$ 131.35
Wimmer, Sheley	CIS17-032	2016 08 22	24154-1000-53330-1010-001028-0000-00000	Other Expenses for 7-26 to 7-30 trai	07/05/2016	\$ 50.00
Subtotal						\$ 473.32

Voucher Number	Bank Name	Account Number	Check Number	Payee	Amount	Type
AP17-020	Wells Fargo Bank		4789	Perea, Ana	\$ 855.00	Accounts Payable

Vendor	PO Number	Invoice #	Account Code	Description	Issue Date	Amount
Perea, Ana	CIS17-033	2016 08 22b	24154-1000-53330-1010-001028-0000-00000	Hotel for 7-26 to 7-30 training (\$860,	07/05/2016	\$ 285.00
Perea, Ana	CIS17-032	2016 08 22a	24154-1000-53330-1010-001028-0000-00000	Hotel (Wimmer S- for 7-26 to 7-30 tr	08/22/2016	\$ 285.00
Perea, Ana	CIS17-034	2016 08 22c	24154-1000-53330-1010-001028-0000-00000	Hotel (Anguiano B- for 7-26 to 7-30 t	08/22/2016	\$ 285.00
Subtotal						\$ 855.00

Voucher Number	Bank Name	Account Number	Check Number	Payee	Amount	Type
AP17-021	Wells Fargo Bank		4790	College Board	\$ 747.00	Accounts Payable

Vendor	PO Number	Invoice #	Account Code	Description	Issue Date	Amount
College Board	CIS16-287	20160721	11000-1000-56118-1010-001028-0000-00000	9 AP Exams @ \$83/each	04/13/2016	\$ 747.00
Subtotal						\$ 747.00

Voucher Number	Bank Name	Account Number	Check Number	Payee	Amount	Type
AP17-021	Wells Fargo Bank		4791	Cremeens, Thomas	\$ 665.00	Accounts Payable

Vendor	PO Number	Invoice #	Account Code	Description	Issue Date	Amount
Cremeens, Thomas	CIS17-071	2016 08 24	11000-1000-53330-0000-001028-0000-00000	CPR Training	08/24/2016	\$ 665.00
Subtotal						\$ 665.00

Voucher Number	Bank Name	Account Number	Check Number	Payee	Amount	Type
AP17-021	Wells Fargo Bank		4792	Escobedo, Gabriela	\$ 93.40	Accounts Payable

Begin Date: 8/1/2016; End Date: 8/31/2016; Check Type: Accounts Payable; Payee: <All>; Bank: <All>; Accounting Cycle: FY2017; Limit Results to This Cycle: Yes; Account Code Expression: ((Fund) >= '11000'); Show Detail by Voucher: Yes

Vendor	PO Number	Invoice #	Account Code	Description	Issue Date	Amount
Escobedo, Gabriela	CIS17-043	2016 08 22	11000-1000-56118-1010-001028-0000-00000	Open PO not to exceed \$100	07/13/2016	\$ 93.40
Subtotal						\$ 93.40

Voucher Number	Bank Name	Account Number	Check Number	Payee	Amount	Type
AP17-021	Wells Fargo Bank		4793	PowerSchool Group LLC	\$ 3,147.82	Accounts Payable

Vendor	PO Number	Invoice #	Account Code	Description	Issue Date	Amount
PowerSchool Group LLC	CIS17-065	INV107759	11000-2100-53414-0000-001028-0000-00000	PS SIS Hosting (per student)	07/21/2016	\$ 984.00
PowerSchool Group LLC	CIS17-065	INV107759	11000-2100-53414-0000-001028-0000-00000	PS SIS M&S Recurring (per student)	07/21/2016	\$ 1,763.82
PowerSchool Group LLC	CIS17-065	INV107759	11000-2100-53414-0000-001028-0000-00000	PS SIS SSL Certificate	07/21/2016	\$ 400.00
Subtotal						\$ 3,147.82

Voucher Number	Bank Name	Account Number	Check Number	Payee	Amount	Type
AP17-021	Wells Fargo Bank		4794	Project Lead the Way	\$ 3,500.00	Accounts Payable

Vendor	PO Number	Invoice #	Account Code	Description	Issue Date	Amount
Project Lead the Way	CIS17-098	66579	11000-1000-53711-1010-001028-0000-00000	BIO Participation Fee 2016-2017	08/15/2016	\$ 2,000.00
Project Lead the Way	CIS17-098	66579	11000-1000-53711-1010-001028-0000-00000	Gateway Participation Fee - 2016-20	08/15/2016	\$ 750.00
Project Lead the Way	CIS17-098	66579	11000-1000-53711-1010-001028-0000-00000	LAUNCH Participation Fee - 2016-20	08/15/2016	\$ 750.00
Subtotal						\$ 3,500.00

Voucher Number	Bank Name	Account Number	Check Number	Payee	Amount	Type
AP17-021	Wells Fargo Bank		4795	Staples Business Advantage	\$ 168.97	Accounts Payable

Vendor	PO Number	Invoice #	Account Code	Description	Issue Date	Amount
Staples Business Advantage	CIS17-095	3311281107	11000-2500-56118-0000-001028-0000-00000	Brother DR-630 Black Drum Unit	08/11/2016	\$ 78.99
Staples Business Advantage	CIS17-095	3311281107	11000-2500-56118-0000-001028-0000-00000	Sustainable Earth by Staples® Rer	08/11/2016	\$ 89.98
Subtotal						\$ 168.97

Voucher Number	Bank Name	Account Number	Check Number	Payee	Amount	Type
AP17-021	Wells Fargo Bank		4796	Time Warner Telecom	\$ 688.18	Accounts Payable

Vendor	PO Number	Invoice #	Account Code	Description	Issue Date	Amount
Time Warner Telecom	CIS17-007	46079996	11000-2600-54416-0000-001028-0000-00000	Phone	07/01/2016	\$ 688.18
Subtotal						\$ 688.18

Voucher Number	Bank Name	Account Number	Check Number	Payee	Amount	Type
AP17-021	Wells Fargo Bank		4797	Tolley, Mark	\$ 34.45	Accounts Payable

Begin Date: 8/1/2016; End Date: 8/31/2016; Check Type: Accounts Payable; Payee: <All>; Bank: <All>; Accounting Cycle: FY2017; Limit Results to This Cycle: Yes; Account Code Expression: ((Fund) >= '11000'); Show Detail by Voucher: Yes

Vendor	PO Number	Invoice #	Account Code	Description	Issue Date	Amount
Tolley, Mark	CIS17-094	2016 08 22	11000-2400-56118-0000-001028-0000-00000	Administration Supplies	08/12/2016	\$ 34.45
Subtotal						\$ 34.45

Voucher Number	Bank Name	Account Number	Check Number	Payee	Amount	Type
AP17-021	Wells Fargo Bank		4798	Truelight	\$ 187.80	Accounts Payable

Vendor	PO Number	Invoice #	Account Code	Description	Issue Date	Amount
Truelight	CIS17-102	364948	11000-2600-54312-0000-001028-0000-00000	187.80 to modify outlet to accommo	08/22/2016	\$ 187.80
Subtotal						\$ 187.80

Voucher Number	Bank Name	Account Number	Check Number	Payee	Amount	Type
AP17-022	Wells Fargo Bank		4800	Shooter II Properties LLC	\$ 30,149.00	Accounts Payable

Vendor	PO Number	Invoice #	Account Code	Description	Issue Date	Amount
Shooter II Properties LLC	CIS17-008	2016 08 25	11000-2600-54610-0000-001028-0000-00000	Rent on Facility - Sep 2016	07/07/2016	\$ 30,149.00
Subtotal						\$ 30,149.00

Voucher Number	Bank Name	Account Number	Check Number	Payee	Amount	Type
AP17-023	Wells Fargo Bank		4801	Constant Contact, Inc.	\$ 45.00	Accounts Payable

Vendor	PO Number	Invoice #	Account Code	Description	Issue Date	Amount
Constant Contact, Inc.	CIS17-122	2016 08 30	11000-2300-55400-0000-001028-0000-00000	Prior Balances from Jul-Aug 2016	08/29/2016	\$ 45.00
Subtotal						\$ 45.00

Voucher Number	Bank Name	Account Number	Check Number	Payee	Amount	Type
AP17-024	Wells Fargo Bank		4802	Extreme Cleaning Services	\$ 2,360.88	Accounts Payable

Vendor	PO Number	Invoice #	Account Code	Description	Issue Date	Amount
Extreme Cleaning Services	CIS17-012	2016 08 30	11000-2600-55915-0000-001028-0000-00000	Building Maintenance	08/02/2016	\$ 200.00
Extreme Cleaning Services	CIS17-012	2016 08 30	11000-2600-55915-0000-001028-0000-00000	Landscaping Maintenance	08/02/2016	\$ 300.00
Extreme Cleaning Services	CIS17-012	2016 08 30	11000-2600-55915-0000-001028-0000-00000	Professional Cleaning	08/02/2016	\$ 1,700.00
Extreme Cleaning Services	CIS17-012	2016 08 30	11000-2600-55915-0000-001028-0000-00000	Tax	08/02/2016	\$ 160.88
Subtotal						\$ 2,360.88

Begin Date: 8/1/2016; End Date: 8/31/2016; Check Type: Payroll Liability; Payee: <All>; Bank: <All>; Accounting Cycle: FY2017; Limit Results to This Cycle: Yes; Account Code Expression: ([Fund] >= '11000'); Show Detail by Voucher: Yes

Check Date	Check Number	Payee	Type	Amount
08/01/2016	EFT	AFLAC	Payroll Liability	\$ 278.61
08/05/2016	EFT	IRS	Payroll Liability	\$ 9,339.94
08/05/2016	EFT	Wells Fargo Bank	Payroll Liability	\$ 25,884.15
08/08/2016	EFT	NMPSIA	Payroll Liability	\$ 22,416.20
08/10/2016	EFT	NMRHCA	Payroll Liability	\$ 439.02
08/11/2016	EFT	NM Educational Retirement Board	Payroll Liability	\$ 3,580.74
08/17/2016	4776	United Way of Central New Mexico	Payroll Liability	\$ 25.00
08/18/2016	EFT	NM Taxation and Revenue (CRS)	Payroll Liability	\$ 2,192.53
08/19/2016	EFT	IRS	Payroll Liability	\$ 10,286.17
08/19/2016	EFT	Wells Fargo Bank	Payroll Liability	\$ 26,305.05
08/25/2016	4799	United Way of Central New Mexico	Payroll Liability	\$ 25.00
08/31/2016	EFT	Wells Fargo Bank	Payroll Liability	\$ 29,277.33
Total				\$ 130,049.74

FY2017

Transaction Type: Actuals Filtered By: Origin, Recorded Date

Posted Status	Transaction Number	Origin	Transaction Date	Transaction Comment	Transaction Recorded Date	Transaction Recording User
True	00025290	J/E	07/31/2016	Bank Fee for July 2016; Temp Transaction Number T0025676	08/04/2016	rrunyan
True	00025298	J/E	07/31/2016	To adjust liability; Temp Transaction Number T0025684	08/04/2016	rrunyan
True	00025317	J/E	08/04/2016	To reclassify Nama Catering to fund 21000; Temp Transaction Number T0025703	08/08/2016	rrunyan