

Corrales International School
Financial Update
August 08, 2022

A. <u>BARs*</u>				
	BAR #	Fund Description	Reason/Type	Amount
1	None			
B. <u>Accounts Payable Payment Vouchers*</u>				
1	May 2022			
C. <u>Financial Statement Reports - as of May 31, 2022</u>				
1	Financial Reports			
2	Bank Reconciliation			
D. <u>Other</u>				
1	Current Capital Resources for Building Purchase			
2	Journal Entries			

* Requires GC approval

Checks Dated 05/01/2022 through 05/31/2022

Check Number	Check Date	Pay to the Order of	Check Amount
12543	05/06/2022	NM RHC	3,442.27
12544	05/11/2022	Krum Corporation	518.70
12545	05/11/2022	Brady Industries of New Mexico	258.32
12546	05/11/2022	Monitronics	178.93
12547	05/11/2022	Cooperative Education Services	2,117.88
12548	05/11/2022	Copley, Scott	78.00
12549	05/11/2022	Great Western Specialty Systems, Inc	1,241.96
12550	05/11/2022	Michele Koenigsberg	1,186.63
12551	05/11/2022	Pacific Automation	572.99
12552	05/11/2022	T3 IT Solutions, LLC	2,967.78
12553	05/11/2022	Tiger, Lisa	44.00
12554	05/11/2022	Fiber Platform, LLC	584.01
12555	05/11/2022	Michael L Hayes	64.73
12556	05/11/2022	NM Educational RetirementBoard	29,661.38
12557	05/11/2022	NM Taxation/Revenue Department	2,882.37
12558	05/12/2022	AFLAC	51.74
12559	05/03/2022	NMPSIA	21,328.42
12560	05/13/2022	Berry, Kandy	272.30
12561	05/13/2022	Perea, Ana	834.69
12562	05/13/2022	Tiger, Lisa	392.63
12563	05/16/2022	ABCWUA	484.71
12564	05/16/2022	NM Charter School Education Services	11,224.39
12565	05/16/2022	Brady Industries of New Mexico	112.00
12566	05/16/2022	Century Link	490.56
12567	05/16/2022	Cooperative Education Services	1,843.97
12568	05/16/2022	CR Refrigeration	160.73
12569	05/16/2022	Extreme Cleaning Services	2,157.50
12570	05/16/2022	Grant's Steel	768.00
12571	05/16/2022	International Baccalaureate	794.00
12572	05/16/2022	Michele Koenigsberg	1,186.63
12573	05/16/2022	LSG and Associates Inc	210.00
12574	05/16/2022	Perea, Ana	87.11
12575	05/16/2022	PNM	1,165.29
12576	05/16/2022	Project Lead the Way	5,317.00
12577	05/16/2022	Shiple, Jaclyn	44.00
12578	05/16/2022	Staples Business Advantage	312.50
12579	05/16/2022	T3 IT Solutions, LLC	727.47
12580	05/16/2022	Level 3 Communications LLC	41.51
12584	05/09/2022	Shooter II Properties LLC	31,540.00
12586	05/25/2022	Amazon.com LLC	2,298.67
12587	05/25/2022	Buckon, Mary Ann	44.00
12588	05/25/2022	Cooperative Education Services	1,737.08
12589	05/25/2022	Patty Palmer Deep Space Sparkle, Inc.	336.00
12590	05/25/2022	LSG and Associates Inc	1,965.00
12591	05/25/2022	New Mexico Gas Company	174.12
12592	05/25/2022	New Mexico Activities Association	100.00
12593	05/25/2022	Public Charter Schools of NM	180.00
12594	05/25/2022	PowerSchool Group LLC	8,683.68
12595	05/25/2022	Tolley, Mark	161.70

The preceding Checks have been issued in accordance with the District's Policy and authorization of the Board of Trustees. It is recommended that the preceding Checks be approved.



Page 1 of 2

Checks Dated 05/01/2022 through 05/31/2022

Check Number	Check Date	Pay to the Order of	Check Amount
12603	05/26/2022	EarthLink	6.95
Total Number of Checks			50
			143,034.30

Fund Recap

<u>Fund</u>	<u>Description</u>	<u>Check Count</u>	<u>Expensed Amount</u>
11000	Operational Fund	47	111,375.27
23000	Non-Instruct. Fund	1	135.79
24106	IDEA-B Entitlement	4	391.44
24154	Teach./Princp. Train & Recruit	2	699.65
24308	CRRSA, ESSER II	4	3,354.42
24330	ESSER III	7	7,952.29
28211	NM Schools COVID-19	6	3,372.44
31200	Public School Capital Outlay	1	15,753.00
Total Number of Checks		50	143,034.30
Less Unpaid Tax Liability			.00
Net (Check Amount)			143,034.30

The preceding Checks have been issued in accordance with the District's Policy and authorization of the Board of Trustees. It is recommended that the preceding Checks be approved.



Bank Account 140MAIN - Wells Fargo Checking

Payment Id	Comment							
Check # 12543	11000	05/06/2022	Check Amt	3,442.27	Status Cleared	NM RHC (900006/1)		
20220408-REG		NM RHC (900006/1) 04/08/2022 (REG)				11000-	- 23123-	- - - 1,472.49
						24106-	- 23123-	- - - 18.48
						24308-	- 23123-	- - - 59.15
						24330-	- 23123-	- - - 107.77
						28211-	- 23123-	- - - 47.96
20220422-REG		NM RHC (900006/1) 04/22/2022 (REG)				11000-	- 23123-	- - - 1,472.49
						24106-	- 23123-	- - - 18.48
						24308-	- 23123-	- - - 59.15
						24330-	- 23123-	- - - 138.34
						28211-	- 23123-	- - - 47.96
Check # 12544	11000	05/11/2022	Check Amt	518.70	Status Cleared	Krum Corporation (010149/1)		
587164		Guitar Stand				11000- 1000- 57332- 1020- 001028- 0000- 00000		518.70
Check # 12545	11000	05/11/2022	Check Amt	258.32	Status Cleared	Brady Industries of New Mexico (000515/1)		
7303157		Misc. Janitorial Supplies				11000- 2600- 56118- 0000- 001028- 0000- 00000		258.32
Check # 12546	11000	05/11/2022	Check Amt	178.93	Status Cleared	Monitronics (010120/1)		
2944706		Alarm				11000- 2600- 55915- 0000- 001028- 0000- 00000		178.93
Check # 12547	24330	05/11/2022	Check Amt	2,117.88	Status Cleared	Cooperative Education Services (000007/3)		
36-043383		Special Education Services				11000- 2100- 53211- 2000- 001028- 0000- 00000		380.82
						11000- 2100- 53215- 2000- 001028- 0000- 00000		146.98
						24330- 2100- 53215- 0000- 001028- 0000- 00000		1,590.08
Check # 12548	11000	05/11/2022	Check Amt	78.00	Status Cleared	Copley, Scott (000517/1)		
6510PLTW		PLTW Graduation Cords				11000- 1000- 56118- 1010- 001028- 0000- 00000		78.00
Check # 12549	11000	05/11/2022	Check Amt	1,241.96	Status Cleared	Great Western Specialty Systems, Inc (000620/2)		
GWS-9954		Repair/replace fire panel in the fire riser.				11000- 2600- 54312- 0000- 001028- 0000- 00000		1,241.96
Check # 12550	28211	05/11/2022	Check Amt	1,186.63	Status Printed	Michele Koenigsberg (010068/1)		
202216		Nurse				28211- 2100- 53414- 0000- 001028- 0000- 00000		1,186.63
Check # 12551	11000	05/11/2022	Check Amt	572.99	Status Cleared	Pacific Automation (000473/2)		
082724		Copy Overage				11000- 2400- 56118- 0000- 001028- 0000- 00000		80.54
76236028		Copier Lease Pmts				11000- 2400- 54630- 0000- 001028- 0000- 00000		492.45
Check # 12552	11000	05/11/2022	Check Amt	2,967.78	Status Cleared	T3 IT Solutions, LLC (010116/1)		
1262		Computer/Networking Services				11000- 2500- 53414- 0000- 001028- 0000- 00000		2,967.78
Check # 12553	11000	05/11/2022	Check Amt	44.00	Status Cleared	Tiger, Lisa (010020/1)		
NM0725937		Background Check				11000- 2500- 53711- 0000- 001028- 0000- 00000		44.00

Selection Sorted by Check Number, Inv #, Include Address=No, (Org = 140, Source = N, Pay To = N, Payment Method = N, Starting Check Date = 05/01/2022, Ending Check Date = 05/31/2022, Summary? = N, Sort/Group 1 = , Sort/Group 2 =)



Bank Account 140MAIN - Wells Fargo Checking

Payment Id	Comment							
Check # 12554	11000	05/11/2022	Check Amt	584.01	Status Cleared	Fiber Platform, LLC (010130/1)		
SI-22-009854		Internet				11000- 0000- 46100- 0000- 001028- 0000- 00000		389.34-
						11000- 2600- 54416- 0000- 001028- 0000- 00000		973.35
Check # 12555	11000	05/11/2022	Check Amt	64.73	Status Cleared	Michael L Hayes (010074/1)		
995		Specialists - Contracted				11000- 2100- 53218- 2000- 001028- 0000- 00000		64.73
Check # 12556	11000	05/11/2022	Check Amt	29,661.38	Status Cleared	NM Educational RetirementBoard (900005/1)		
20220408-REG		NM Educational RetirementBoard (900005/1) 04/08/2022 (REG)				11000- - 23124- - - -		12,688.31
						24106- - 23124- - - -		159.28
						24308- - 23124- - - -		509.65
						24330- - 23124- - - -		928.58
						28211- - 23124- - - -		413.21
20220422-REG		NM Educational RetirementBoard (900005/1) 04/22/2022 (REG)				11000- - 23124- - - -		12,688.29
						24106- - 23124- - - -		159.28
						24308- - 23124- - - -		509.65
						24330- - 23124- - - -		1,191.92
						28211- - 23124- - - -		413.21
Check # 12557	11000	05/11/2022	Check Amt	2,882.37	Status Cleared	NM Taxation/Revenue Department (900003/1)		
20220408-REG		NM Taxation/Revenue Department (900003/1) 04/08/2022 (REG)				11000- - 23142- - - -		1,284.35
						24106- - 23142- - - -		13.89
						24308- - 23142- - - -		34.10
						24330- - 23142- - - -		49.81
						28211- - 23142- - - -		36.32
20220422-REG		NM Taxation/Revenue Department (900003/1) 04/22/2022 (REG)				11000- - 23142- - - -		1,288.01
						24106- - 23142- - - -		13.89
						24308- - 23142- - - -		34.10
						24330- - 23142- - - -		91.58
						28211- - 23142- - - -		36.32
Check # 12558	11000	05/12/2022	Check Amt	51.74	Status Cleared	AFLAC (901002/1)		
20220408-REG		AFLAC (901002/1) 04/08/2022 (REG)				11000- - 23147- - - -		25.87
20220422-REG		AFLAC (901002/1) 04/22/2022 (REG)				11000- - 23147- - - -		25.87
Check # 12559	11000	05/03/2022	Check Amt	21,328.42	Status Cleared	NMPSIA (900001/1)		
20220408-REG		NMPSIA (900001/1) 04/08/2022 (REG)				11000- - 23125- - - -		9,149.84

Selection Sorted by Check Number, Inv #, Include Address=No, (Org = 140, Source = N, Pay To = N, Payment Method = N, Starting Check Date = 05/01/2022, Ending Check Date = 05/31/2022, Summary? = N, Sort/Group 1 = , Sort/Group 2 =)



Bank Account 140MAIN - Wells Fargo Checking

Payment Id	Comment							
Check # 12559	11000	05/03/2022	Check Amt	21,328.42	Status Cleared	NMPSIA (900001/1) - continued		
20220408-REG		NMPSIA (900001/1) 04/08/2022 (REG)				24106-	- 23125-	- - - 4.07
						24308-	- 23125-	- - - 1,074.31
						24330-	- 23125-	- - - 433.90
						28211-	- 23125-	- - - 2.10
20220422-REG		NMPSIA (900001/1) 04/22/2022 (REG)				11000-	- 23125-	- - - 9,149.84
						24106-	- 23125-	- - - 4.07
						24308-	- 23125-	- - - 1,074.31
						24330-	- 23125-	- - - 433.88
						28211-	- 23125-	- - - 2.10
Check # 12560	11000	05/13/2022	Check Amt	272.30	Status Cleared	Berry, Kandy (010129/1)		
20220401		Travel for PD Trip to AZ - April 1-4 (Meals)				11000- 1000- 53330- 1010- 001028- 0000- 00000		272.30
Check # 12561	11000	05/13/2022	Check Amt	834.69	Status Cleared	Perea, Ana (000352/1)		
002496		Exhibition Materials				11000- 1000- 56118- 1010- 001028- 0000- 00000		79.94
029275		Exhibition Materials				11000- 1000- 56118- 1010- 001028- 0000- 00000		48.25
20220401		Travel for PD Trip to AZ - April 1-4 (2 people)				11000- 2400- 53330- 0000- 001028- 0000- 00000		399.48
20220501		Travel for MYP and PYP Trip to FL - April 30-4				24154- 2400- 53330- 0000- 001028- 0000- 00000		307.02
Check # 12562	24154	05/13/2022	Check Amt	392.63	Status Cleared	Tiger, Lisa (010020/1)		
20220501		Travel for MYP and PYP Trip to FL - April 30-4				24154- 1000- 53330- 1010- 001028- 0000- 00000		392.63
Check # 12563	11000	05/16/2022	Check Amt	484.71	Status Cleared	ABCWUA (000067/2)		
923968859163		Water				11000- 2600- 54415- 0000- 001028- 0000- 00000		484.71
Check # 12564	11000	05/16/2022	Check Amt	11,224.39	Status Cleared	NM Charter School Education Services (000650/3)		
9346		Business Manager & Business Office Services				11000- 2500- 53414- 0000- 001028- 0000- 00000		11,224.39
Check # 12565	11000	05/16/2022	Check Amt	112.00	Status Cleared	Brady Industries of New Mexico (000515/1)		
7328413		Misc. Janitorial Supplies				11000- 2600- 56118- 0000- 001028- 0000- 00000		112.00
Check # 12566	11000	05/16/2022	Check Amt	490.56	Status Cleared	Century Link (000392/2)		
20220501		Phone				11000- 2600- 54416- 0000- 001028- 0000- 00000		490.56
Check # 12567	24330	05/16/2022	Check Amt	1,843.97	Status Cleared	Cooperative Education Services (000007/3)		
36-043517		Special Education Services				11000- 2100- 53211- 2000- 001028- 0000- 00000		106.90
						11000- 2100- 53215- 2000- 001028- 0000- 00000		193.76
						24330- 2100- 53215- 0000- 001028- 0000- 00000		1,543.31
Check # 12568	11000	05/16/2022	Check Amt	160.73	Status Cleared	CR Refrigeration (000573/1)		
I2814		Start up the swamp cooler in MPR				11000- 2600- 54312- 0000- 001028- 0000- 00000		160.73
Check # 12569	11000	05/16/2022	Check Amt	2,157.50	Status Cleared	Extreme Cleaning Services (000582/1)		

Selection Sorted by Check Number, Inv #, Include Address=No, (Org = 140, Source = N, Pay To = N, Payment Method = N, Starting Check Date = 05/01/2022, Ending Check Date = 05/31/2022, Summary? = N, Sort/Group 1 = , Sort/Group 2 =)



Bank Account 140MAIN - Wells Fargo Checking

Payment Id	Comment						
Check # 12569	11000	05/16/2022	Check Amt	2,157.50	Status Cleared	Extreme Cleaning Services (000582/1) - continued	
20220425		Janitorial				11000- 2600- 55915- 0000- 001028- 0000- 00000	2,157.50
Check # 12570	11000	05/16/2022	Check Amt	768.00	Status Printed	Grant's Steel (010112/2)	
242147		Hardware for the back door.				11000- 2600- 56118- 0000- 001028- 0000- 00000	768.00
Check # 12571	11000	05/16/2022	Check Amt	794.00	Status Cleared	International Baccalaureate (000115/2)	
M9N72B5Q9C3		IB Training for Kandy B. and Ana P.				11000- 1000- 53330- 1010- 001028- 0000- 00000	794.00
Check # 12572	28211	05/16/2022	Check Amt	1,186.63	Status Printed	Michele Koenigsberg (010068/1)	
202217		Nurse				28211- 2100- 53414- 0000- 001028- 0000- 00000	1,186.63
Check # 12573	11000	05/16/2022	Check Amt	210.00	Status Cleared	LSG and Associates Inc (010072/2)	
6046		Speech and Language - Special Ed				11000- 2100- 53212- 2000- 001028- 0000- 00000	210.00
Check # 12574	11000	05/16/2022	Check Amt	87.11	Status Cleared	Perea, Ana (000352/1)	
821735		Exhibition Materials				11000- 1000- 56118- 1010- 001028- 0000- 00000	19.95
8603		Exhibition Materials				11000- 1000- 56118- 1010- 001028- 0000- 00000	67.16
Check # 12575	11000	05/16/2022	Check Amt	1,165.29	Status Cleared	PNM (000068/1)	
20220505		Electric				11000- 2600- 54411- 0000- 001028- 0000- 00000	63.14
20220505 SPC A		Electric				11000- 2600- 54411- 0000- 001028- 0000- 00000	1,102.15
Check # 12576	11000	05/16/2022	Check Amt	5,317.00	Status Cleared	Project Lead the Way (000500/2)	
332469		PLTW lab kits				11000- 1000- 56118- 1010- 001028- 0000- 00000	5,317.00
Check # 12577	11000	05/16/2022	Check Amt	44.00	Status Cleared	Shipley, Jaclyn (010154/1)	
20220311		Background Check				11000- 2500- 53711- 0000- 001028- 0000- 00000	44.00
Check # 12578	11000	05/16/2022	Check Amt	312.50	Status Cleared	Staples Business Advantage (000315/1)	
3504675145		Copy paper for the PYP/MYP teachers				11000- 1000- 56118- 1010- 001028- 0000- 00000	312.50
Check # 12579	11000	05/16/2022	Check Amt	727.47	Status Cleared	T3 IT Solutions, LLC (010116/2)	
1268		4 hour SLA Response Warranty				11000- 2600- 56113- 0000- 001028- 0000- 00000	727.47
Check # 12580	11000	05/16/2022	Check Amt	41.51	Status Cleared	Level 3 Communications LLC (000061/1)	
288887697		Phone				11000- 2600- 54416- 0000- 001028- 0000- 00000	41.51
* Break in sequence							
Check # 12584	11000	05/09/2022	Check Amt	31,540.00	Status Cleared	Shooter II Properties LLC (000528/1)	
2022 05 RENT		Rent				11000- 2600- 54610- 0000- 001028- 0000- 00000	15,787.00
						31200- 4000- 54610- 0000- 001028- 0000- 00000	15,753.00
* Break in sequence							
Check # 12586	11000	05/25/2022	Check Amt	2,298.67	Status Cleared	Amazon.com LLC (000701/2)	
464493583878		Supplies for testing.				11000- 2100- 56118- 0000- 001028- 0000- 00000	220.37

Selection Sorted by Check Number, Inv #, Include Address=No, (Org = 140, Source = N, Pay To = N, Payment Method = N, Starting Check Date = 05/01/2022, Ending Check Date = 05/31/2022, Summary? = N, Sort/Group 1 = , Sort/Group 2 =)



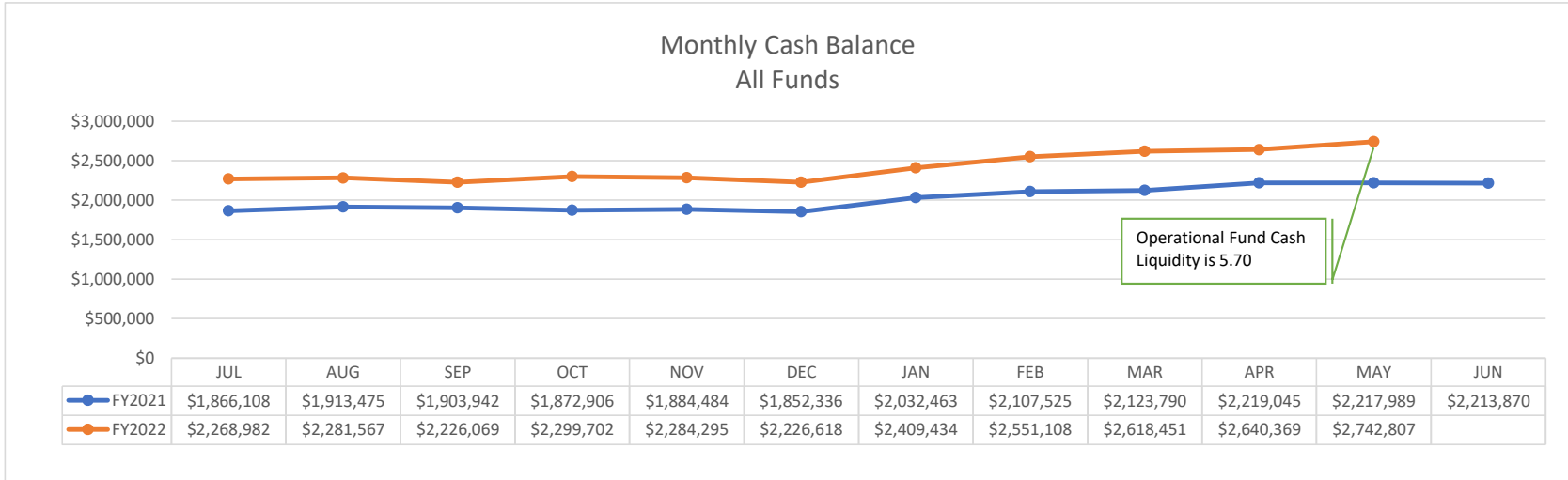
Bank Account 140MAIN - Wells Fargo Checking

Payment Id	Comment					
Check # 12586	11000	05/25/2022	Check Amt	2,298.67	Status Cleared	Amazon.com LLC (000701/2) - continued
534577757777			Lunch room supplies.		11000- 1000- 56118- 1010- 001028- 0000- 00000	144.84
597493493558			Bingo supplies/Disney Fund.		23000- 1000- 56118- 0000- 001028- 0000- 01009	135.79
736939556555			Office supplies for Ana Perea		11000- 2600- 56118- 0000- 001028- 0000- 00000	188.79
739958734863			PE supplies		11000- 1000- 56118- 1010- 001028- 0000- 00000	329.34
869665753336			Robotics		11000- 2600- 56118- 0000- 001028- 0000- 00000	1,241.86
969593533488			PYP supplies for International Day		11000- 1000- 56118- 1010- 001028- 0000- 00000	37.68
Check # 12587	11000	05/25/2022	Check Amt	44.00	Status Printed	Buckon, Mary Ann (010158/1)
20220510			Background Check		11000- 2500- 53711- 0000- 001028- 0000- 00000	44.00
Check # 12588	24330	05/25/2022	Check Amt	1,737.08	Status Printed	Cooperative Education Services (000007/3)
36-043648			Special Education Services		11000- 2100- 53215- 2000- 001028- 0000- 00000	293.96
					24330- 2100- 53215- 0000- 001028- 0000- 00000	1,443.12
Check # 12589	11000	05/25/2022	Check Amt	336.00	Status Printed	Patty Palmer Deep Space Sparkle, Inc. (010099/2)
DSS-0699026			The Sparklers Club K-6 Yearly		11000- 1000- 56113- 1020- 001028- 0000- 00000	336.00
Check # 12590	11000	05/25/2022	Check Amt	1,965.00	Status Printed	LSG and Associates Inc (010072/2)
6081			Speech and Language - Special Ed		11000- 2100- 53212- 2000- 001028- 0000- 00000	1,575.00
6099			OT Services		11000- 2100- 53213- 2000- 001028- 0000- 00000	390.00
Check # 12591	11000	05/25/2022	Check Amt	174.12	Status Cleared	New Mexico Gas Company (000136/2)
20220509			Gas		11000- 2600- 54412- 0000- 001028- 0000- 00000	174.12
Check # 12592	11000	05/25/2022	Check Amt	100.00	Status Printed	New Mexico Activities Association (000526/1)
219932			2022-2023 NMAA Membership		11000- 2400- 53711- 0000- 001028- 0000- 00000	100.00
Check # 12593	11000	05/25/2022	Check Amt	180.00	Status Printed	Public Charter Schools of NM (000008/2)
2022ONLINE-CIS1			Governing Council Training		11000- 2300- 55812- 0000- 001028- 0000- 00000	180.00
Check # 12594	11000	05/25/2022	Check Amt	8,683.68	Status Cleared	PowerSchool Group LLC (000677/3)
INV303258			PowerSchool Enrollment		11000- 2100- 56113- 0000- 001028- 0000- 00000	8,683.68
Check # 12595	11000	05/25/2022	Check Amt	161.70	Status Printed	Tolley, Mark (000714/1)
INV148642548			Supplies for School		11000- 2300- 56113- 0000- 001028- 0000- 00000	161.70
* Break in sequence						
Check # 12603	11000	05/26/2022	Check Amt	6.95	Status Cleared	EarthLink (000107/2)
532384893			Hosting Internet		11000- 2500- 53414- 0000- 001028- 0000- 00000	6.95
Number of Items	50			143,034.30	Totals for Org 2	

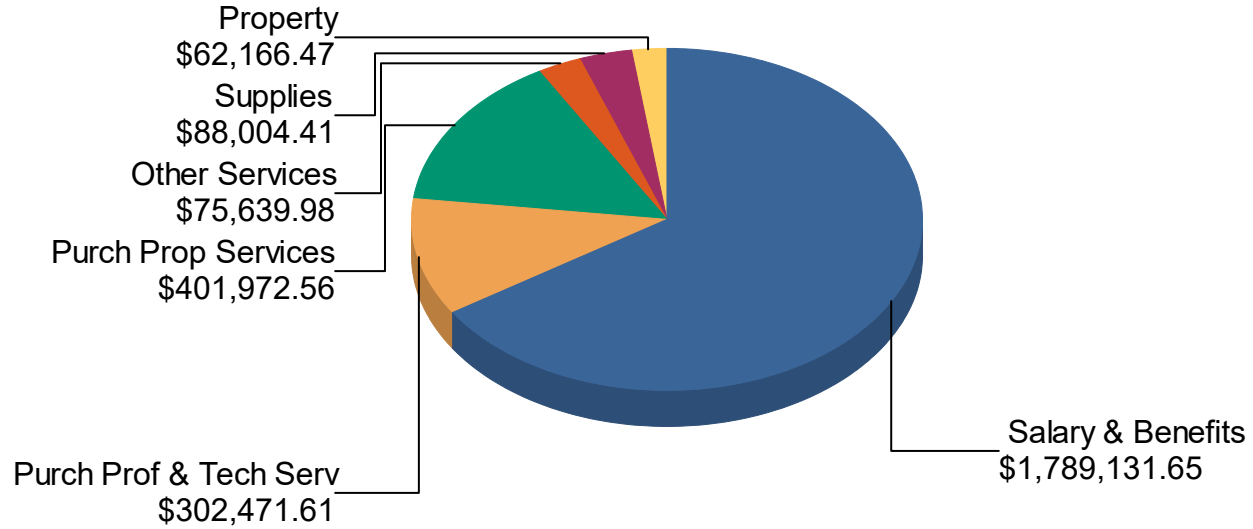
Selection Sorted by Check Number, Inv #, Include Address=No, (Org = 140, Source = N, Pay To = N, Payment Method = N, Starting Check Date = 05/01/2022, Ending Check Date = 05/31/2022, Summary? = N, Sort/Group 1 = , Sort/Group 2 =)



As of 05/31/2022	Fiscal Year 2021/22 Actuals				
Resource	Beginning Balance	Revenue Activity	Expense Activity	Net Activity	Resulting Balance
Fund 11000 - Operational Fund	764,016.22	2,513,816.50	2,062,835.45	450,981.05	1,214,997.27
Fund 14000 - Inst. Materials Fund	2,438.15	.00	.00	.00	2,438.15
Fund 21000 - Food Services Fund	1,850.33	.00	.00	.00	1,850.33
Fund 23000 - Non-Instruct. Fund	4,889.64	7,646.03	1,963.49	5,682.54	10,572.18
Fund 24106 - IDEA-B Entitlement	11,612.17-	25,037.01	16,511.44	8,525.57	3,086.60-
Fund 24153 - English Language Acquisition	900.00-	1,675.00	775.00	900.00	.00
Fund 24154 - Teach./Princp. Train & Recruit	.00	.00	10,228.54	10,228.54-	10,228.54-
Fund 24174 - Carl Perkins Second. - Current	6,523.44-	8,229.44	1,706.00	6,523.44	.00
Fund 24176 - Carl Perkins Second. - Redist	23,929.00-	23,929.00	.00	23,929.00	.00
Fund 24308 - CRRSA, ESSER II	.00	128,524.94	146,820.26	18,295.32-	18,295.32-
Fund 24316 - ESSER II Air Quality	.00	3,431.00	3,431.00	.00	.00
Fund 24330 - ESSER III	.00	88,147.75	115,133.73	26,985.98-	26,985.98-
Fund 27502 - NextGen Career Technical Ed	4,462.65-	4,462.65	.00	4,462.65	.00
Fund 28211 - NM Schools COVID-19	.00	23,340.00	58,151.85	34,811.85-	34,811.85-
Fund 29102 - Private Dir Grants-Categorical	2,730.23	.00	695.50	695.50-	2,034.73
Fund 31200 - Public School Capital Outlay	.99	141,777.00	179,413.89	37,636.89-	37,635.90-
Fund 31600 - Capital Improv. HB 33	846,409.63	149,375.02	1,493.76	147,881.26	994,290.89
Fund 31701 - Capital Improv. SB9 Local	510,460.41	76,596.81	765.97	75,830.84	586,291.25
Fund 31703 - SB9 State Match Cash	6,169.00	7,212.00	.00	7,212.00	13,381.00
Total for Org	2,091,537.34	3,203,200.15	2,599,925.88	603,274.27	2,694,811.61



Actuals Expenditures



Salary & Benefits	\$1,789,131.65	65.8%
Purch Prof & Tech Serv	\$302,471.61	11.1%
Purch Prop Services	\$401,972.56	14.8%
Other Services	\$75,639.98	2.8%
Supplies	\$88,004.41	3.2%
Property	\$62,166.47	2.3%
Debt Service	\$0.00	0.0%
Total:	\$2,719,386.68	100.0%

Balances through 05/31/2022					Fiscal Year 2021/22	
Funds- Func- Obj ct - Pr gm- Locat n- JbCl - Opt nl	Description	Adopted Budget	Revised Budget	Revenue	Account Balance	
Funds 11000 - Operational, Func 0000 - NoFunctionCode						
11000-0000-41920-0000-001028-0000-00000	PrivContrbsDntn			307.35	307.35-	
11000-0000-43101-0000-001028-0000-00000	StEqulzGuarntee	2,687,377.00	2,695,866.00	2,470,220.77	225,645.23	
11000-0000-43202-0000-001028-0000-00000	StFlowThruGrant		30,759.00	30,759.00		
11000-0000-46100-0000-001028-0000-00000	AccessBrdE-Rate		21,034.00	12,529.38	8,504.62	
Total for Funds 11000, Func 0000 and Revenue accounts		2,687,377.00	2,747,659.00	2,513,816.50	233,842.50	
Funds 21000 - Food Svcs, Func 0000 - NoFunctionCode						
21000-0000-41604-0000-001028-0000-00000	Fees-StudentsFS	11,500.00				
Total for Funds 21000, Func 0000 and Revenue accounts		11,500.00	.00	.00	.00	
Funds 23000 - Non-InstrctSupp, Func 0000 - NoFunctionCode						
23000-0000-41701-0000-001028-0000-00000	Fees-Activities		3,771.00		3,771.00	
23000-0000-41701-0000-001028-0000-01009	Fees-Activities			5,680.00	5,680.00-	
23000-0000-41701-0000-001028-0000-01010	Fees-Activities			595.03	595.03-	
23000-0000-41701-0000-001028-0000-01011	Fees-Activities			572.00	572.00-	
23000-0000-41920-0000-001028-0000-00000	PrivContrbsDntn		799.00		799.00	
23000-0000-41920-0000-001028-0000-01010	PrivContrbsDntn			799.00	799.00-	
Total for Funds 23000, Func 0000 and Revenue accounts		.00	4,570.00	7,646.03	3,076.03-	
Funds 24106 - IDEABEntitlemnt, Func 0000 - NoFunctionCode						
24106-0000-41924-0000-001028-0000-00000	FlowthrDistChtr	20,788.00	20,788.00	25,034.01	4,246.01-	
24106-0000-41980-0000-001028-0000-00000	RefPriorYearExp			3.00	3.00-	
Total for Funds 24106, Func 0000 and Revenue accounts		20,788.00	20,788.00	25,037.01	4,249.01-	
Funds 24153 - EngLangAcquistn, Func 0000 - NoFunctionCode						
24153-0000-41924-0000-001028-0000-00000	FlowthrDistChtr	775.00	775.00	1,675.00	900.00-	
Total for Funds 24153, Func 0000 and Revenue accounts		775.00	775.00	1,675.00	900.00-	
Funds 24154 - TchPrinTrainRec, Func 0000 - NoFunctionCode						
24154-0000-41924-0000-001028-0000-00000	FlowthrDistChtr	11,117.00	11,117.00		11,117.00	
Total for Funds 24154, Func 0000 and Revenue accounts		11,117.00	11,117.00	.00	11,117.00	
Funds 24174 - CP-Second-Curr, Func 0000 - NoFunctionCode						
24174-0000-41924-0000-001028-0000-00000	FlowthrDistChtr	1,706.00	1,706.00	8,229.44	6,523.44-	
Total for Funds 24174, Func 0000 and Revenue accounts		1,706.00	1,706.00	8,229.44	6,523.44-	
Funds 24175 - CP-Second-CryOv, Func 0000 - NoFunctionCode						
24175-0000-41924-0000-001028-0000-00000	FlowthrDistChtr		6,733.00		6,733.00	

Selection Grouped by Account Type, Filtered by User Permissions, (Org = 140, Online/Offline = N, Period = 11, UnPosted JEs? = N, Assets and Liabilities? = N, Restricted Accts? = Y, Funds = 1.8, Objct = 4, Obj Digits = 0, Page Break Lvl =)

Balances through 05/31/2022				Fiscal Year 2021/22	
Funds - Func - Obj ct - Pr gm - Locat n - Jb Cl - Opt nl	Description	Adopted Budget	Revised Budget	Revenue	Account Balance
Total for Funds 24175, Func 0000 and Revenue accounts		.00	6,733.00	.00	6,733.00
Funds 24176 - CP-Second-Redis, Func 0000 - NoFunctionCode					
24176-0000-41924-0000-001028-0000-00000	FlowthrDistChtr	23,929.00		23,929.00	23,929.00-
Total for Funds 24176, Func 0000 and Revenue accounts		23,929.00	.00	23,929.00	23,929.00-
Funds 24308 - CRRSA, ESSER II, Func 0000 - NoFunctionCode					
24308-0000-41924-0000-001028-0000-00000	FlowthrDistChtr	306,391.00	306,391.00	128,524.94	177,866.06
Total for Funds 24308, Func 0000 and Revenue accounts		306,391.00	306,391.00	128,524.94	177,866.06
Funds 24316 - Air Quality, Func 0000 - NoFunctionCode					
24316-0000-41924-0000-001028-0000-00000	FlowthrDistChtr		6,843.00	3,431.00	3,412.00
Total for Funds 24316, Func 0000 and Revenue accounts		.00	6,843.00	3,431.00	3,412.00
Funds 24330 - ESSER III, Func 0000 - NoFunctionCode					
24330-0000-41924-0000-001028-0000-00000	FlowthrDistChtr		679,964.00	88,147.75	591,816.25
Total for Funds 24330, Func 0000 and Revenue accounts		.00	679,964.00	88,147.75	591,816.25
Funds 27107 - 2012GOBondsSB66, Func 0000 - NoFunctionCode					
27107-0000-43202-0000-001028-0000-00000	StFlowThruGrant	3,083.00	3,083.00		3,083.00
Total for Funds 27107, Func 0000 and Revenue accounts		3,083.00	3,083.00	.00	3,083.00
Funds 27502 - NextGen, Func 0000 - NoFunctionCode					
27502-0000-41924-0000-001028-0000-00000	FlowthrDistChtr	118.00	118.00	4,462.65	4,344.65-
Total for Funds 27502, Func 0000 and Revenue accounts		118.00	118.00	4,462.65	4,344.65-
Funds 28211 - NM COVID-19, Func 0000 - NoFunctionCode					
28211-0000-43203-0000-001028-0000-00000	St.DirectGrants		77,800.00	23,340.00	54,460.00
Total for Funds 28211, Func 0000 and Revenue accounts		.00	77,800.00	23,340.00	54,460.00
Funds 31200 - PubSchCapOutlay, Func 0000 - NoFunctionCode					
31200-0000-43209-0000-001028-0000-00000	PSCOC Awards		189,036.00	141,777.00	47,259.00
Total for Funds 31200, Func 0000 and Revenue accounts		.00	189,036.00	141,777.00	47,259.00
Funds 31600 - CapImprvmtsHB33, Func 0000 - NoFunctionCode					
31600-0000-41110-0000-001028-0000-00000	AdValoremTaxDst	198,886.00	198,886.00	149,375.02	49,510.98
Total for Funds 31600, Func 0000 and Revenue accounts		198,886.00	198,886.00	149,375.02	49,510.98
Funds 31700 - CapImprvmtsSB-9, Func 0000 - NoFunctionCode					
31700-0000-43204-0000-001028-0000-00000	PriorYearBalnce		4,319.00		4,319.00
Total for Funds 31700, Func 0000 and Revenue accounts		.00	4,319.00	.00	4,319.00
Funds 31701 - CapImprvsSB9Loc, Func 0000 - NoFunctionCode					

Selection Grouped by Account Type, Filtered by User Permissions, (Org = 140, Online/Offline = N, Period = 11, UnPosted JEs? = N, Assets and Liabilities? = N, Restricted Accts? = Y, Funds = 1..8, Objct = 4, Obj Digits = 0, Page Break Lvl =)

Balances through 05/31/2022					Fiscal Year 2021/22	
Funds- Func- Obj ct - Pr gm- Locat n- JbCl - Opt nl	Description	Adopted Budget	Revised Budget	Revenue	Account Balance	
Funds 31701 - CapImprvsSB9Loc, Func 0000 - NoFunctionCode						
31701- 0000- 41110- 0000- 001028- 0000- 00000	AdValoremTaxDst	100,720.00	100,720.00	76,596.81	24,123.19	
Total for Funds 31701, Func 0000 and Revenue accounts		100,720.00	100,720.00	76,596.81	24,123.19	
Funds 31703 - CapImprvmtsSB-9, Func 0000 - NoFunctionCode						
31703- 0000- 43202- 0000- 001028- 0000- 00000	StFlowThruGrant	7,212.00	14,540.00	7,212.00	7,328.00	
Total for Funds 31703, Func 0000 and Revenue accounts		7,212.00	14,540.00	7,212.00	7,328.00	
Total for Org 140 - Corrales International School		3,373,602.00	4,375,048.00	3,203,200.15	1,171,847.85	


Balances through 05/31/2022						Fiscal Year 2021/22
Funds- Func- Obj ct - Pr gm- Locat n- Jb Cl - Opt nl	Description	Adopted Budget	Revised Budget	Encumbered	Expenditure	Account Balance
Funds 11000 - Operational, Func 1000 - Instruction						
11000- 1000- 51100- 0000- 001028- 1611- 00000	SalariesExpense,SubsSickL	10,000.00	10,000.00		20,291.01	10,291.01-
11000- 1000- 51100- 1010- 001028- 1411- 00000	SalariesExpense,Teachers	618,394.00	585,448.00	112,245.74	473,202.21	.05
11000- 1000- 51100- 1010- 001028- 1713- 00000	SalariesExpense,InstAsst-	21,932.00	27,001.00	5,192.35	21,807.87	.78
11000- 1000- 51100- 1020- 001028- 1411- 00000	SalariesExpense,Teachers	84,876.00	84,876.00	15,855.93	66,594.73	2,425.34
11000- 1000- 51100- 2000- 001028- 1422- 00000	SalariesExpense,TeacherSp	65,369.00	65,370.00	12,571.00	52,798.20	.80
11000- 1000- 51100- 2000- 001028- 1712- 00000	SalariesExpense,InstAsstS	21,574.00	27,001.00	5,192.35	21,807.87	.78
11000- 1000- 51100- 4010- 001028- 1413- 00000	SalariesExpense,TeachersE	69,937.00	69,937.00	13,449.45	53,797.80	2,689.75
11000- 1000- 51100- 4010- 001028- 1416- 00000	SalariesExpense,TeachersO	105,644.00	87,705.00	10,458.50	46,328.51	30,917.99
11000- 1000- 51100- 4025- 001028- 1412- 00000	SalariesExpense,Teachers	38,111.00	45,595.00	8,768.15	36,826.23	.62
11000- 1000- 51300- 1010- 001028- 1411- 00000	AddtnlCompenstn,Teachers		9,291.00			9,291.00
11000- 1000- 51300- 1010- 001028- 1713- 00000	AddtnlCompenstn,InstAsst-		203.00			203.00
11000- 1000- 51300- 1020- 001028- 1411- 00000	AddtnlCompenstn,Teachers		629.00			629.00
11000- 1000- 51300- 2000- 001028- 1422- 00000	AddtnlCompenstn,TeacherSp		491.00			491.00
11000- 1000- 51300- 2000- 001028- 1712- 00000	AddtnlCompenstn,InstAsstS		203.00			203.00
11000- 1000- 51300- 4010- 001028- 1413- 00000	AddtnlCompenstn,TeachersE		525.00			525.00
11000- 1000- 51300- 4010- 001028- 1416- 00000	AddtnlCompenstn,TeachersO		11,295.00	2,019.30	8,481.06	794.64
11000- 1000- 51300- 4020- 001028- 1411- 00000	AddtnlCompenstn,Teachers		820.00			820.00
11000- 1000- 51300- 4025- 001028- 0000- 00000	AddtnlCompenstn,NoJobClas	24,500.00	24,500.00	3,287.95	13,944.01	7,268.04
11000- 1000- 51300- 4025- 001028- 1412- 00000	AddtnlCompenstn,Teachers		462.00			462.00
11000- 1000- 51300- 4040- 001028- 1711- 00000	AddtnlCompenstn,InstAsst1		1,275.00		1,275.00	
11000- 1000- 51300- 9000- 001028- 1411- 00000	AddtnlCompenstn,Teachers		63.00		62.50	.50
11000- 1000- 52111- 0000- 001028- 0000- 00000	EducRetirement	1,415.00	1,415.00			1,415.00
11000- 1000- 52111- 1010- 001028- 0000- 00000	EducRetirement	97,015.00	111,238.00	17,791.88	74,994.01	18,452.11
11000- 1000- 52111- 1020- 001028- 0000- 00000	EducRetirement	12,860.00	12,860.00	2,402.15	10,089.02	368.83
11000- 1000- 52111- 2000- 001028- 0000- 00000	EducRetirement	13,173.00	13,994.00	2,691.15	11,302.83	.02
11000- 1000- 52111- 4010- 001028- 0000- 00000	EducRetirement	26,602.00	26,602.00	3,927.97	16,331.68	6,342.35
11000- 1000- 52111- 4025- 001028- 0000- 00000	EducRetirement	9,167.00	10,580.00	1,826.55	7,814.16	939.29
11000- 1000- 52111- 4040- 001028- 0000- 00000	EducRetirement		194.00		193.16	.84
11000- 1000- 52111- 9000- 001028- 0000- 00000	EducRetirement		10.00		9.47	.53
11000- 1000- 52112- 0000- 001028- 0000- 00000	ERARetireeHlth	200.00	200.00			200.00
11000- 1000- 52112- 1010- 001028- 0000- 00000	ERARetireeHlth	12,813.00	12,813.00	2,348.77	9,900.21	564.02
11000- 1000- 52112- 1020- 001028- 0000- 00000	ERARetireeHlth	1,699.00	1,699.00	317.15	1,332.02	49.83
11000- 1000- 52112- 2000- 001028- 0000- 00000	ERARetireeHlth	1,740.00	1,848.00	355.25	1,492.05	.70
11000- 1000- 52112- 4010- 001028- 0000- 00000	ERARetireeHlth	3,513.00	3,513.00	518.50	2,155.82	838.68
11000- 1000- 52112- 4025- 001028- 0000- 00000	ERARetireeHlth	1,242.00	1,397.00	241.15	1,031.47	124.38
11000- 1000- 52112- 4040- 001028- 0000- 00000	ERARetireeHlth		26.00		25.51	.49

Selection Grouped by Account Type, Filtered by User Permissions, (Org = 140, Online/Offline = N, Period = 11, UnPosted JEs? = N, Assets and Liabilities? = N, Restricted Accts? = Y, Objct = 5, Obj Digits = 0, Page Break Lvl =)

Balances through 05/31/2022						Fiscal Year 2021/22	
Funds- Func- Obj ct - Pr gm- Locat n- JbCl - Opt nl	Description	Adopted Budget	Revised Budget	Encumbered	Expenditure	Account Balance	
Funds 11000 - Operational, Func 1000 - Instruction (continued)							
11000- 1000- 52112- 9000- 001028- 0000- 00000	ERARetireeHlth		2.00		1.25	.75	
11000- 1000- 52210- 0000- 001028- 0000- 00000	FICA Payments	620.00	620.00		1,258.04	638.04-	
11000- 1000- 52210- 1010- 001028- 0000- 00000	FICA Payments	39,706.00	40,225.00	6,954.25	29,038.08	4,232.67	
11000- 1000- 52210- 1020- 001028- 0000- 00000	FICA Payments	5,263.00	5,263.00	913.21	3,780.73	569.06	
11000- 1000- 52210- 2000- 001028- 0000- 00000	FICA Payments	5,391.00	5,391.00	963.71	3,939.73	487.56	
11000- 1000- 52210- 4010- 001028- 0000- 00000	FICA Payments	10,888.00	10,888.00	1,524.78	6,250.92	3,112.30	
11000- 1000- 52210- 4025- 001028- 0000- 00000	FICA Payments	3,850.00	4,330.00	747.48	3,198.04	384.48	
11000- 1000- 52210- 4040- 001028- 0000- 00000	FICA Payments		80.00		79.05	.95	
11000- 1000- 52210- 9000- 001028- 0000- 00000	FICA Payments		4.00		3.88	.12	
11000- 1000- 52220- 0000- 001028- 0000- 00000	MedicarePaymnts	145.00	145.00		294.19	149.19-	
11000- 1000- 52220- 1010- 001028- 0000- 00000	MedicarePaymnts	9,289.00	9,411.00	1,626.43	6,791.31	993.26	
11000- 1000- 52220- 1020- 001028- 0000- 00000	MedicarePaymnts	1,231.00	1,231.00	213.58	884.24	133.18	
11000- 1000- 52220- 2000- 001028- 0000- 00000	MedicarePaymnts	1,261.00	1,261.00	225.40	921.44	114.16	
11000- 1000- 52220- 4010- 001028- 0000- 00000	MedicarePaymnts	2,548.00	2,548.00	356.63	1,462.00	729.37	
11000- 1000- 52220- 4025- 001028- 0000- 00000	MedicarePaymnts	902.00	1,013.00	174.84	747.88	90.28	
11000- 1000- 52220- 4040- 001028- 0000- 00000	MedicarePaymnts		19.00		18.47	.53	
11000- 1000- 52220- 9000- 001028- 0000- 00000	MedicarePaymnts		1.00		.91	.09	
11000- 1000- 52311- 1010- 001028- 0000- 00000	Hth&MedPremiums	49,833.00	49,833.00	7,291.24	36,131.81	6,409.95	
11000- 1000- 52311- 1020- 001028- 0000- 00000	Hth&MedPremiums	9,097.00	9,397.00	1,570.64	7,825.90	.46	
11000- 1000- 52311- 2000- 001028- 0000- 00000	Hth&MedPremiums	18,952.00	18,952.00	3,141.28	15,651.80	158.92	
11000- 1000- 52311- 4010- 001028- 0000- 00000	Hth&MedPremiums	15,487.00	15,487.00	1,761.64	8,802.31	4,923.05	
11000- 1000- 52312- 1010- 001028- 0000- 00000	Life	684.00	703.00	115.72	581.23	6.05	
11000- 1000- 52312- 1020- 001028- 0000- 00000	Life	114.00	127.00	21.04	105.20	.76	
11000- 1000- 52312- 2000- 001028- 0000- 00000	Life	114.00	127.00	21.04	105.20	.76	
11000- 1000- 52312- 4010- 001028- 0000- 00000	Life	171.00	171.00	21.04	105.20	44.76	
11000- 1000- 52312- 4025- 001028- 0000- 00000	Life	35.00	47.00	7.80	39.00	.20	
11000- 1000- 52313- 1010- 001028- 0000- 00000	Dental	2,843.00	3,250.00	541.52	2,704.74	3.74	
11000- 1000- 52313- 1020- 001028- 0000- 00000	Dental	616.00	616.00	102.64	513.20	.16	
11000- 1000- 52313- 2000- 001028- 0000- 00000	Dental	950.00	950.00	153.96	769.80	26.24	
11000- 1000- 52313- 4010- 001028- 0000- 00000	Dental	618.00	618.00	68.64	343.20	206.16	
11000- 1000- 52314- 1010- 001028- 0000- 00000	Vision	520.00	520.00	76.60	382.37	61.03	
11000- 1000- 52314- 1020- 001028- 0000- 00000	Vision	102.00	102.00	16.96	84.80	.24	
11000- 1000- 52314- 2000- 001028- 0000- 00000	Vision	213.00	213.00	33.92	169.60	9.48	
11000- 1000- 52314- 4010- 001028- 0000- 00000	Vision	138.00	138.00	15.04	75.20	47.76	
11000- 1000- 52315- 1010- 001028- 0000- 00000	Disability	1,058.00	1,058.00	170.00	838.07	49.93	
11000- 1000- 52315- 2000- 001028- 0000- 00000	Disability	147.00	161.00	24.84	129.69	6.47	

Selection Grouped by Account Type, Filtered by User Permissions, (Org = 140, Online/Offline = N, Period = 11, UnPosted JEs? = N, Assets and Liabilities? = N, Restricted Accts? = Y, Objct = 5, Obj Digits = 0, Page Break Lvl =)

Balances through 05/31/2022						Fiscal Year 2021/22
Funds- Func- Obj ct - Pr gm- Locat n- JbCl - Opt nl	Description	Adopted Budget	Revised Budget	Encumbered	Expenditure	Account Balance
Funds 11000 - Operational, Func 1000 - Instruction (continued)						
11000- 1000- 52315- 4010- 001028- 0000- 00000	Disability	270.00	270.00	26.56	130.14	113.30
11000- 1000- 52500- 0000- 001028- 0000- 00000	UnemploymntComp		35.00		78.19	43.19-
11000- 1000- 52500- 1010- 001028- 0000- 00000	UnemploymntComp	1,296.00	1,505.00	193.92	1,026.97	284.11
11000- 1000- 52500- 1020- 001028- 0000- 00000	UnemploymntComp	216.00	331.00	48.59	238.30	44.11
11000- 1000- 52500- 2000- 001028- 0000- 00000	UnemploymntComp	216.00	227.00	19.73	167.57	39.70
11000- 1000- 52500- 4010- 001028- 0000- 00000	UnemploymntComp	324.00	324.00	23.96	180.51	119.53
11000- 1000- 52500- 4025- 001028- 0000- 00000	UnemploymntComp	66.00	142.00	10.16	83.02	48.82
11000- 1000- 52500- 4040- 001028- 0000- 00000	UnemploymntComp		3.00		2.86	.14
11000- 1000- 52710- 1010- 001028- 0000- 00000	WorkersCompPrem	8,734.00	8,773.00		8,773.00	
11000- 1000- 52710- 1020- 001028- 0000- 00000	WorkersCompPrem	1,158.00	1,158.00		1,158.00	
11000- 1000- 52710- 2000- 001028- 0000- 00000	WorkersCompPrem	1,187.00	1,187.00		1,187.00	
11000- 1000- 52710- 4010- 001028- 0000- 00000	WorkersCompPrem	2,921.00	2,921.00		2,921.00	
11000- 1000- 52710- 4025- 001028- 0000- 00000	WorkersCompPrem	513.00	513.00		513.00	
11000- 1000- 52720- 0000- 001028- 0000- 00000	WorkrsCompERFee		7.00		20.70	13.70-
11000- 1000- 52720- 1010- 001028- 0000- 00000	WorkrsCompERFee	120.00	120.00	25.30	75.90	18.80
11000- 1000- 52720- 1020- 001028- 0000- 00000	WorkrsCompERFee	20.00	20.00	4.60	13.80	1.60
11000- 1000- 52720- 2000- 001028- 0000- 00000	WorkrsCompERFee	20.00	20.00	4.60	13.80	1.60
11000- 1000- 52720- 4010- 001028- 0000- 00000	WorkrsCompERFee	30.00	30.00	4.60	13.80	11.60
11000- 1000- 52720- 4025- 001028- 0000- 00000	WorkrsCompERFee	6.00	7.00	1.70	5.10	.20
11000- 1000- 53330- 1010- 001028- 0000- 00000	ProfessDevelop	5,000.00	5,000.00		2,153.84	2,846.16
11000- 1000- 53414- 1010- 001028- 0000- 00000	OthProfTech Svcs	2,000.00	2,000.00			2,000.00
11000- 1000- 53711- 1010- 001028- 0000- 00000	Other Charges	23,460.00	24,997.00		22,793.00	2,204.00
11000- 1000- 54311- 1010- 001028- 0000- 00000	MntRepFrnFixEqp	500.00	500.00			500.00
11000- 1000- 55817- 1010- 001028- 0000- 00000	Student Travel	1,000.00	1,000.00		450.00	550.00
11000- 1000- 55915- 9000- 001028- 0000- 00000	OthContract Svcs		4,130.00	1,805.00	2,010.00	315.00
11000- 1000- 56112- 1010- 001028- 0000- 00000	Other Textbooks	31,721.00	31,721.00	204.75	2,893.33	28,622.92
11000- 1000- 56113- 1010- 001028- 0000- 00000	Software		7,547.00		6,662.00	885.00
11000- 1000- 56113- 1020- 001028- 0000- 00000	Software				336.00	336.00-
11000- 1000- 56118- 1010- 001028- 0000- 00000	GenSuppliesMats	11,878.00	21,878.00	2,081.71	25,538.55	5,742.26-
11000- 1000- 56118- 1020- 001028- 0000- 00000	GenSuppliesMats	1,000.00	1,000.00	501.29		498.71
11000- 1000- 56118- 2000- 001028- 0000- 00000	GenSuppliesMats		174.00		174.00	
11000- 1000- 56118- 9000- 001028- 0000- 00000	GenSuppliesMats		380.00		379.72	.28
11000- 1000- 57331- 1010- 001028- 0000- 00000	FixedAssets>\$5k	149,193.00	237,042.00			237,042.00
11000- 1000- 57332- 1020- 001028- 0000- 00000	SupplAssets<\$5k				6,940.44	6,940.44-
Total for Func 1000 and Expense accounts		1,667,411.00	1,790,943.00	255,273.58	1,174,850.43	360,818.99

Funds 11000 - Operational, Func 2100 - SuppSvcsStudnts					
Selection Grouped by Account Type, Filtered by User Permissions, (Org = 140, Online/Offline = N, Period = 11, UnPosted JEs? = N, Assets and Liabilities? = N, Restricted Accts? = Y, Objct = 5, Obj Digits = 0, Page Break Lvl =)					
					
Page 3 of 13					

Balances through 05/31/2022						Fiscal Year 2021/22
Funds- Func- Obj ct - Pr gm- Locat n- JbCl - Opt nl	Description	Adopted Budget	Revised Budget	Encumbered	Expenditure	Account Balance
Funds 11000 - Operational, Func 2100 - SuppSvcsStudnts						
11000- 2100- 51100- 0000- 001028- 1211- 00000	SalariesExpense,CoordSubS				562.50	562.50-
11000- 2100- 51100- 0000- 001028- 1216- 00000	SalariesExpense,HealthAss	38,408.00	38,409.00	1,181.80	7,681.69	29,545.51
11000- 2100- 51100- 0000- 001028- 1217- 00000	SalariesExpense,SecClerTe	45,223.00	45,224.00	6,957.40	38,265.70	.90
11000- 2100- 51300- 0000- 001028- 1211- 00000	AddtnlCompenstn,CoordSubS		16,924.00	3,884.63	15,413.54	2,374.17-
11000- 2100- 51300- 0000- 001028- 1216- 00000	AddtnlCompenstn,HealthAss		288.00			288.00
11000- 2100- 51300- 0000- 001028- 1217- 00000	AddtnlCompenstn,SecClerTe		340.00			340.00
11000- 2100- 51300- 2000- 001028- 1211- 00000	AddtnlCompenstn,CoordSubS		5,001.00	961.55	4,038.51	.94
11000- 2100- 51300- 4025- 001028- 1211- 00000	AddtnlCompenstn,CoordSubS	15,000.00				
11000- 2100- 52111- 0000- 001028- 0000- 00000	EducRetirement	12,671.00	15,234.00	1,821.61	9,229.91	4,182.48
11000- 2100- 52111- 2000- 001028- 0000- 00000	EducRetirement		758.00	145.70	611.94	.36
11000- 2100- 52111- 4025- 001028- 0000- 00000	EducRetirement	2,124.00	1,244.00			1,244.00
11000- 2100- 52112- 0000- 001028- 0000- 00000	ERARetireeHlth	1,674.00	2,012.00	240.51	1,218.61	552.88
11000- 2100- 52112- 2000- 001028- 0000- 00000	ERARetireeHlth		101.00	19.25	80.85	.90
11000- 2100- 52112- 4025- 001028- 0000- 00000	ERARetireeHlth	300.00	300.00			300.00
11000- 2100- 52210- 0000- 001028- 0000- 00000	FICA Payments	5,186.00	5,847.00	673.93	3,483.46	1,689.61
11000- 2100- 52210- 2000- 001028- 0000- 00000	FICA Payments		310.00	59.60	250.32	.08
11000- 2100- 52210- 4025- 001028- 0000- 00000	FICA Payments	930.00	930.00			930.00
11000- 2100- 52220- 0000- 001028- 0000- 00000	MedicarePaymnts	1,213.00	1,368.00	157.56	814.45	395.99
11000- 2100- 52220- 2000- 001028- 0000- 00000	MedicarePaymnts		73.00	13.95	58.59	.46
11000- 2100- 52220- 4025- 001028- 0000- 00000	MedicarePaymnts	219.00	219.00			219.00
11000- 2100- 52311- 0000- 001028- 0000- 00000	Hth&MedPremiums	9,363.00	9,878.00	1,654.00	8,223.18	.82
11000- 2100- 52312- 0000- 001028- 0000- 00000	Life	114.00	127.00	12.64	65.30	49.06
11000- 2100- 52313- 0000- 001028- 0000- 00000	Dental	392.00	392.00	65.32	326.60	.08
11000- 2100- 52314- 0000- 001028- 0000- 00000	Vision	76.00	76.00	12.60	63.00	.40
11000- 2100- 52500- 0000- 001028- 0000- 00000	UnemploymntComp	216.00	251.00	31.26	98.94	120.80
11000- 2100- 52500- 2000- 001028- 0000- 00000	UnemploymntComp		9.00	.76	6.30	1.94
11000- 2100- 52710- 0000- 001028- 0000- 00000	WorkersCompPrem	1,141.00	1,141.00		1,141.00	
11000- 2100- 52720- 0000- 001028- 0000- 00000	WorkrsCompERFee	20.00	20.00	2.76	8.28	8.96
11000- 2100- 53211- 2000- 001028- 0000- 00000	DiagsContracted	2,500.00	9,621.00	6,634.22	2,986.42	.36
11000- 2100- 53212- 2000- 001028- 0000- 00000	SpeechThrpsCont	23,000.00	23,000.00	10,015.00	12,985.00	
11000- 2100- 53213- 2000- 001028- 0000- 00000	OccThrpstCont	10,000.00	10,824.00	11,316.47	2,006.75	2,499.22-
11000- 2100- 53215- 2000- 001028- 0000- 00000	PsycholgtsCont		11,691.00	7,768.26	3,921.75	.99
11000- 2100- 53215- 4025- 001028- 0000- 00000	PsycholgtsCont	37,000.00				
11000- 2100- 53218- 2000- 001028- 0000- 00000	SpecialistsCont	600.00	648.00	64.72	582.53	.75
11000- 2100- 53330- 0000- 001028- 0000- 00000	ProfessDevelop			8,318.08	499.92	8,818.00-
11000- 2100- 53414- 0000- 001028- 0000- 00000	OthProfTechSvcs	25,000.00	30,937.00		4,638.46	26,298.54

Selection Grouped by Account Type, Filtered by User Permissions, (Org = 140, Online/Offline = N, Period = 11, UnPosted JEs? = N, Assets and Liabilities? = N, Restricted Accts? = Y, Objct = 5, Obj Digits = 0, Page Break Lvl =)

Balances through 05/31/2022						Fiscal Year 2021/22
Funds- Func- Obj ct - Pr gm- Locat n- Jb Cl - Opt nl	Description	Adopted Budget	Revised Budget	Encumbered	Expenditure	Account Balance
Funds 11000 - Operational, Func 2100 - SuppSvcsStudnts (continued)						
11000- 2100- 53711- 0000- 001028- 0000- 00000	Other Charges		180.00		180.00	
11000- 2100- 55813- 0000- 001028- 0000- 00000	EmpTravNonTeach	500.00	500.00			500.00
11000- 2100- 56113- 0000- 001028- 0000- 00000	Software	16,950.00	18,132.00		8,683.68	9,448.32
11000- 2100- 56113- 2000- 001028- 0000- 00000	Software		408.00		407.76	.24
11000- 2100- 56118- 0000- 001028- 0000- 00000	GenSuppliesMats	1,000.00	1,000.00	161.11	509.87	329.02
11000- 2100- 56118- 2000- 001028- 0000- 00000	GenSuppliesMats	1,000.00	1,000.00		43.90	956.10
11000- 2100- 57332- 2000- 001028- 0000- 00000	SupplAssets<\$5k		460.00		328.99	131.01
Total for Func 2100 and Expense accounts		251,820.00	254,877.00	62,174.69	129,417.70	63,284.61
Funds 11000 - Operational, Func 2200 - Suppt Svcs Inst						
11000- 2200- 53414- 0000- 001028- 0000- 00000	OthProfTechSvcs	20,000.00				
11000- 2200- 56118- 0000- 001028- 0000- 00000	GenSuppliesMats	3,500.00		828.32	243.00	1,071.32-
Total for Func 2200 and Expense accounts		23,500.00	.00	828.32	243.00	1,071.32-
Funds 11000 - Operational, Func 2300 - SupptSvcs-Admin						
11000- 2300- 51100- 0000- 001028- 1111- 00000	SalariesExpense,Superinte	107,590.00	109,181.00	16,796.96	92,383.28	.76
11000- 2300- 51300- 0000- 001028- 1111- 00000	AddtnlCompenstrn,Superinte		819.00			819.00
11000- 2300- 52111- 0000- 001028- 0000- 00000	EducRetirement	16,300.00	16,541.00	2,544.72	13,995.96	.32
11000- 2300- 52112- 0000- 001028- 0000- 00000	ERARetireeHlth	2,152.00	2,184.00	335.92	1,847.56	.52
11000- 2300- 52210- 0000- 001028- 0000- 00000	FICA Payments	6,671.00	6,722.00	945.32	5,249.88	526.80
11000- 2300- 52220- 0000- 001028- 0000- 00000	MedicarePaymnts	1,561.00	1,573.00	221.08	1,227.78	124.14
11000- 2300- 52311- 0000- 001028- 0000- 00000	Hth&MedPremiums	12,484.00	13,171.00	2,205.48	10,964.98	.54
11000- 2300- 52312- 0000- 001028- 0000- 00000	Life	57.00	64.00	10.52	52.60	.88
11000- 2300- 52313- 0000- 001028- 0000- 00000	Dental	616.00	616.00	102.64	513.20	.16
11000- 2300- 52314- 0000- 001028- 0000- 00000	Vision	102.00	102.00	16.96	84.80	.24
11000- 2300- 52315- 0000- 001028- 0000- 00000	Disability	206.00	206.00	34.20	171.00	.80
11000- 2300- 52500- 0000- 001028- 0000- 00000	UnemploymntComp	108.00	122.00		94.73	27.27
11000- 2300- 52710- 0000- 001028- 0000- 00000	WorkersCompPrem	1,467.00	1,467.00		1,467.00	
11000- 2300- 52720- 0000- 001028- 0000- 00000	WorkrsCompERFee	10.00	10.00	2.30	6.90	.80
11000- 2300- 53330- 0000- 001028- 0000- 00000	ProfessDevelop				150.00	150.00-
11000- 2300- 53411- 0000- 001028- 0000- 00000	Auditing	18,879.00	18,879.00		18,878.13	.87
11000- 2300- 53413- 0000- 001028- 0000- 00000	Legal	50,000.00	50,000.00	50,000.00		
11000- 2300- 55400- 0000- 001028- 0000- 00000	Advertising	500.00	1,833.00		1,082.20	750.80
11000- 2300- 55812- 0000- 001028- 0000- 00000	Board Training	3,000.00	3,000.00	810.00	380.00	1,810.00
11000- 2300- 55813- 0000- 001028- 0000- 00000	EmpTravNonTeach	500.00	500.00			500.00
11000- 2300- 56113- 0000- 001028- 0000- 00000	Software				161.70	161.70-
11000- 2300- 56118- 0000- 001028- 0000- 00000	GenSuppliesMats	1,500.00	1,500.00		545.57	954.43

Selection Grouped by Account Type, Filtered by User Permissions, (Org = 140, Online/Offline = N, Period = 11, UnPosted JEs? = N, Assets and Liabilities? = N, Restricted Accts? = Y, Objct = 5, Obj Digits = 0, Page Break Lvl =)

Balances through 05/31/2022					Fiscal Year 2021/22	
Funds- Func- Obj ct - Pr gm- Locat n- JbCl - Opt nl	Description	Adopted Budget	Revised Budget	Encumbered	Expenditure	Account Balance
Total for Func 2300 and Expense accounts		223,703.00	228,490.00	74,026.10	149,257.27	5,206.63
Funds 11000 - Operational, Func 2400 - SupSvcsSchAdmin						
11000-2400-51100-0000-001028-1112-00000	SalariesExpense,Principal	83,000.00	84,500.00	13,000.00	71,500.00	
11000-2400-51100-0000-001028-1217-00000	SalariesExpense,SecClerTe	21,640.00	24,601.00	3,784.64	20,815.52	.84
11000-2400-51300-0000-001028-1112-00000	AddtnlCompenstn,Principal		634.00			634.00
11000-2400-51300-0000-001028-1217-00000	AddtnlCompenstn,SecClerTe		185.00			185.00
11000-2400-52111-0000-001028-0000-00000	EducRetirement	15,854.00	16,529.00	2,542.88	13,985.84	.28
11000-2400-52112-0000-001028-0000-00000	ERARetireeHlth	2,093.00	2,182.00	335.68	1,846.24	.08
11000-2400-52210-0000-001028-0000-00000	FICA Payments	6,488.00	6,539.00	944.52	5,245.50	348.98
11000-2400-52220-0000-001028-0000-00000	MedicarePaymnts	1,518.00	1,530.00	220.92	1,226.90	82.18
11000-2400-52311-0000-001028-0000-00000	Hth&MedPremiums	12,484.00	13,171.00	2,205.48	10,964.98	.54
11000-2400-52312-0000-001028-0000-00000	Life	114.00	127.00	21.04	105.20	.76
11000-2400-52313-0000-001028-0000-00000	Dental	616.00	616.00	102.64	513.20	.16
11000-2400-52314-0000-001028-0000-00000	Vision	102.00	102.00	16.96	84.80	.24
11000-2400-52315-0000-001028-0000-00000	Disability	149.00	178.00	32.12	145.80	.08
11000-2400-52500-0000-001028-0000-00000	UnemploymntComp	216.00	230.00	12.48	175.87	41.65
11000-2400-52710-0000-001028-0000-00000	WorkersCompPrem	1,427.00	1,427.00		1,427.00	
11000-2400-52720-0000-001028-0000-00000	WorkrsCompERFee	20.00	20.00	4.60	13.80	1.60
11000-2400-53330-0000-001028-0000-00000	ProfessDevelop				4,013.69	4,013.69-
11000-2400-53711-0000-001028-0000-00000	Other Charges	3,825.00	3,825.00		3,485.00	340.00
11000-2400-54311-0000-001028-0000-00000	MntRepFrnFixEqp		566.00		357.91	208.09
11000-2400-54610-0000-001028-0000-00000	RentILandBldngs		1,000.00	500.00		500.00
11000-2400-54620-0000-001028-0000-00000	RentIEquipVehcl	300.00	300.00		285.00	15.00
11000-2400-54630-0000-001028-0000-00000	RentalCompEqpmt	6,000.00	6,473.00	1,171.72	5,300.78	.50
11000-2400-56113-0000-001028-0000-00000	Software	2,930.00	2,930.00		2,456.32	473.68
11000-2400-56118-0000-001028-0000-00000	GenSuppliesMats	3,700.00	4,335.00	1,842.24	2,794.18	301.42-
Total for Func 2400 and Expense accounts		162,476.00	172,000.00	26,737.92	146,743.53	1,481.45-
Funds 11000 - Operational, Func 2500 - Central Svcs						
11000-2500-53414-0000-001028-0000-00000	OthProfTechSvcs	167,623.00	167,713.00	28,546.28	142,369.60	3,202.88-
11000-2500-53711-0000-001028-0000-00000	Other Charges	1,300.00	2,604.00		2,744.20	140.20-
11000-2500-55400-0000-001028-0000-00000	Advertising	2,000.00	10,489.00	269.69	18,564.13	8,344.82-
11000-2500-56113-0000-001028-0000-00000	Software	17,560.00	17,560.00		17,522.23	37.77
11000-2500-56118-0000-001028-0000-00000	GenSuppliesMats	500.00	500.00	71.45	69.67	358.88
Total for Func 2500 and Expense accounts		188,983.00	198,866.00	28,887.42	181,269.83	11,291.25-
Funds 11000 - Operational, Func 2600 - Op&MaintofPlant						
11000-2600-51100-0000-001028-1623-00000	SalariesExpense,Crosswalk	1,900.00				

Selection Grouped by Account Type, Filtered by User Permissions, (Org = 140, Online/Offline = N, Period = 11, UnPosted JEs? = N, Assets and Liabilities? = N, Restricted Accts? = Y, Objct = 5, Obj Digits = 0, Page Break Lvl =)

Balances through 05/31/2022						Fiscal Year 2021/22	
Funds- Func- Obj ct - Pr gm- Locat n- Jb Cl - Opt nl	Description	Adopted Budget	Revised Budget	Encumbered	Expenditure	Account Balance	
Funds 11000 - Operational, Func 2600 - Op&MaintofPlant (continued)							
11000-2600-52111-0000-001028-0000-00000	EducRetirement	288.00					
11000-2600-52112-0000-001028-0000-00000	ERARetireeHlth	38.00					
11000-2600-52210-0000-001028-0000-00000	FICA Payments	118.00					
11000-2600-52220-0000-001028-0000-00000	MedicarePaymnts	28.00					
11000-2600-52312-0000-001028-0000-00000	Life	57.00					
11000-2600-52500-0000-001028-0000-00000	UnemployntComp	108.00					
11000-2600-52710-0000-001028-0000-00000	WorkersCompPrem	26.00					
11000-2600-52720-0000-001028-0000-00000	WorkrsCompERFee	10.00					
11000-2600-53711-0000-001028-0000-00000	Other Charges	700.00	700.00		295.00	405.00	
11000-2600-54311-0000-001028-0000-00000	MntRepFrnFixEqp		700.00	120.00	580.00		
11000-2600-54312-0000-001028-0000-00000	MntRepBlgsGrnds	6,000.00	6,000.00	981.96	3,429.80	1,588.24	
11000-2600-54411-0000-001028-0000-00000	Electricity	33,000.00	33,000.00	14,820.59	18,179.41		
11000-2600-54412-0000-001028-0000-00000	NatGasBuildings	5,500.00	5,500.00	157.23	5,592.77	250.00-	
11000-2600-54415-0000-001028-0000-00000	Water/Sewage	7,500.00	7,500.00	2,351.58	5,148.42		
11000-2600-54416-0000-001028-0000-00000	Communicatn Svcs	13,070.00	24,004.00	5,526.11	14,692.67	3,785.22	
11000-2600-54610-0000-001028-0000-00000	RentLndBldngs	193,153.00	193,153.00	21,917.89	167,526.11	3,709.00	
11000-2600-55200-0000-001028-0000-00000	PropertyLiablns	20,408.00	20,420.00		20,420.00		
11000-2600-55915-0000-001028-0000-00000	OthContractSvcs	31,016.00	33,300.00	9,483.50	23,816.25	.25	
11000-2600-56113-0000-001028-0000-00000	Software				727.47	727.47-	
11000-2600-56118-0000-001028-0000-00000	GenSuppliesMats	10,000.00	10,000.00	2,064.56	7,519.02	416.42	
11000-2600-57331-0000-001028-0000-00000	FixedAssets>\$5k		21,034.00		13,126.77	7,907.23	
11000-2600-57332-0000-001028-0000-00000	SupplAssets<\$5k		1,188.00			1,188.00	
Total for Func 2600 and Expense accounts		322,920.00	356,499.00	57,423.42	281,053.69	18,021.89	
Funds 11000 - Operational, Func 4000 - Capital Outlay							
11000-4000-57200-0000-001028-0000-00000	BuildingPurchase	500,000.00	500,000.00			500,000.00	
Total for Func 4000 and Expense accounts		500,000.00	500,000.00	.00	.00	500,000.00	
Total for Funds 11000		3,340,813.00	3,501,675.00	505,351.45	2,062,835.45	933,488.10	
Funds 14000 - TotlnsMatSubFnd, Func 1000 - Instruction							
14000-1000-56113-1010-001028-0000-00000	Software		2,439.00			2,439.00	
Total for Funds 14000, Func 1000 and Expense accounts		.00	2,439.00	.00	.00	2,439.00	
Funds 21000 - Food Svcs, Func 3100 - FoodSvcsOpertns							
21000-3100-56116-0000-001028-0000-00000	Food	11,000.00					
21000-3100-56118-0000-001028-0000-00000	GenSuppliesMats	1,388.00	888.00			888.00	
Total for Funds 21000, Func 3100 and Expense accounts		12,388.00	888.00	.00	.00	888.00	
Funds 23000 - Non-InstrectSupp, Func 1000 - Instruction							

Selection Grouped by Account Type, Filtered by User Permissions, (Org = 140, Online/Offline = N, Period = 11, UnPosted JEs? = N, Assets and Liabilities? = N, Restricted Accts? = Y, Objct = 5, Obj Digits = 0, Page Break Lvl =)

Balances through 05/31/2022						Fiscal Year 2021/22
Funds- Func- Obj ct - Pr gm- Locat n- Jb Cl - Opt nl	Description	Adopted Budget	Revised Budget	Encumbered	Expenditure	Account Balance
Funds 23000 - Non-InstrctSupp, Func 1000 - Instruction						
23000- 1000- 56118- 0000- 001028- 0000- 00000	GenSuppliesMats	4,890.00	8,661.00			8,661.00
23000- 1000- 56118- 0000- 001028- 0000- 01009	GenSuppliesMats				135.79	135.79-
23000- 1000- 56118- 0000- 001028- 0000- 01010	GenSuppliesMats				1,285.54	1,285.54-
23000- 1000- 56118- 1010- 001028- 0000- 00000	GenSuppliesMats		799.00			799.00
23000- 1000- 56118- 1010- 001028- 0000- 01011	GenSuppliesMats				542.16	542.16-
Total for Funds 23000, Func 1000 and Expense accounts		4,890.00	9,460.00	.00	1,963.49	7,496.51
Funds 24106 - IDEABEntitlemnt, Func 1000 - Instruction						
24106- 1000- 51100- 2000- 001028- 1412- 00000	SalariesExpense, Teachers	17,029.00	16,435.00	3,080.70	12,938.94	415.36
24106- 1000- 52111- 0000- 001028- 0000- 00000	EducRetirement	2,270.00	2,428.00			2,428.00
24106- 1000- 52111- 2000- 001028- 0000- 00000	EducRetirement			466.75	1,960.35	2,427.10-
24106- 1000- 52112- 0000- 001028- 0000- 00000	ERARetireeHlth	301.00	321.00			321.00
24106- 1000- 52112- 2000- 001028- 0000- 00000	ERARetireeHlth			61.60	258.72	320.32-
24106- 1000- 52210- 0000- 001028- 0000- 00000	FICA Payments	970.00	994.00			994.00
24106- 1000- 52210- 2000- 001028- 0000- 00000	FICA Payments			191.00	802.20	993.20-
24106- 1000- 52220- 0000- 001028- 0000- 00000	MedicarePaymnts	218.00	233.00			233.00
24106- 1000- 52220- 2000- 001028- 0000- 00000	MedicarePaymnts			44.65	187.53	232.18-
24106- 1000- 52312- 0000- 001028- 0000- 00000	Life		17.00			17.00
24106- 1000- 52312- 2000- 001028- 0000- 00000	Life			2.72	13.60	16.32-
24106- 1000- 52500- 0000- 001028- 0000- 00000	UnemploymntComp		29.00			29.00
24106- 1000- 52500- 2000- 001028- 0000- 00000	UnemploymntComp			2.44	20.30	22.74-
24106- 1000- 52710- 0000- 001028- 0000- 00000	WorkersCompPrem		328.00		328.00	
24106- 1000- 52720- 0000- 001028- 0000- 00000	WorkrsCompERFee		3.00			3.00
24106- 1000- 52720- 2000- 001028- 0000- 00000	WorkrsCompERFee			.60	1.80	2.40-
Total for Funds 24106, Func 1000 and Expense accounts		20,788.00	20,788.00	3,850.46	16,511.44	426.10
Funds 24153 - EngLangAcquistn, Func 1000 - Instruction						
24153- 1000- 53330- 1010- 001028- 0000- 00000	ProfessDevelop	775.00	775.00		775.00	
Total for Funds 24153, Func 1000 and Expense accounts		775.00	775.00	.00	775.00	.00
Funds 24154 - TchPrinTrainRec, Func 1000 - Instruction						
24154- 1000- 53330- 1010- 001028- 0000- 00000	ProfessDevelop	11,117.00	8,617.00		7,812.89	804.11
Total for Func 1000 and Expense accounts		11,117.00	8,617.00	.00	7,812.89	804.11
Funds 24154 - TchPrinTrainRec, Func 2400 - SupSvcsSchAdmin						
24154- 2400- 53330- 0000- 001028- 0000- 00000	ProfessDevelop		2,500.00		2,415.65	84.35
Total for Func 2400 and Expense accounts		.00	2,500.00	.00	2,415.65	84.35
Total for Funds 24154		11,117.00	11,117.00	.00	10,228.54	888.46

Selection Grouped by Account Type, Filtered by User Permissions, (Org = 140, Online/Offline = N, Period = 11, UnPosted JEs? = N, Assets and Liabilities? = N, Restricted Accts? = Y, Objct = 5, Obj Digits = 0, Page Break Lvl =)

Balances through 05/31/2022						Fiscal Year 2021/22
Funds- Func- Obj ct - Pr gm- Locat n- JbCl - Opt nl	Description	Adopted Budget	Revised Budget	Encumbered	Expenditure	Account Balance
Funds 24174 - CP-Second-Curr, Func 1000 - Instruction						
24174- 1000- 56118- 1010- 001028- 0000- 00000	GenSuppliesMats	1,706.00	1,706.00		1,706.00	
Total for Funds 24174, Func 1000 and Expense accounts		1,706.00	1,706.00	.00	1,706.00	.00
Funds 24175 - CP-Second-CryOv, Func 1000 - Instruction						
24175- 1000- 56118- 1010- 001028- 0000- 00000	GenSuppliesMats		6,733.00			6,733.00
Total for Funds 24175, Func 1000 and Expense accounts		.00	6,733.00	.00	.00	6,733.00
Funds 24176 - CP-Second-Redis, Func 1000 - Instruction						
24176- 1000- 53330- 1010- 001028- 0000- 00000	ProfessDevelop	23,929.00				
Total for Funds 24176, Func 1000 and Expense accounts		23,929.00	.00	.00	.00	.00
Funds 24308 - CRRSA, ESSER II, Func 1000 - Instruction						
24308- 1000- 51100- 1010- 001028- 1411- 00000	SalariesExpense,Teachers	56,414.00	51,460.00	9,857.90	41,601.37	.73
24308- 1000- 51300- 1010- 001028- 1411- 00000	AddtnlCompenstn,Teachers	20,000.00	15,000.00		14,000.00	1,000.00
24308- 1000- 51300- 1010- 001028- 1413- 00000	AddtnlCompenstn,TeachersE		1,000.00		1,000.00	
24308- 1000- 51300- 1010- 001028- 1713- 00000	AddtnlCompenstn,InstAsst-		1,000.00		1,000.00	
24308- 1000- 51300- 2000- 001028- 1412- 00000	AddtnlCompenstn,Teachers		1,000.00		1,000.00	
24308- 1000- 51300- 2000- 001028- 1422- 00000	AddtnlCompenstn,TeacherSp		1,000.00		1,000.00	
24308- 1000- 51300- 2000- 001028- 1712- 00000	AddtnlCompenstn,InstAsstS		1,000.00		1,000.00	
24308- 1000- 52111- 0000- 001028- 0000- 00000	EducRetirement	11,377.00				
24308- 1000- 52111- 1010- 001028- 0000- 00000	EducRetirement		7,796.00	1,493.45	6,302.52	.03
24308- 1000- 52112- 0000- 001028- 0000- 00000	ERARetireeHlth	1,529.00				
24308- 1000- 52112- 1010- 001028- 0000- 00000	ERARetireeHlth		1,030.00	197.15	832.00	.85
24308- 1000- 52210- 0000- 001028- 0000- 00000	FICA Payments	4,738.00				
24308- 1000- 52210- 1010- 001028- 0000- 00000	FICA Payments		3,646.00	506.80	3,076.80	62.40
24308- 1000- 52210- 2000- 001028- 0000- 00000	FICA Payments		186.00		186.00	
24308- 1000- 52220- 0000- 001028- 0000- 00000	MedicarePaymnts	1,109.00	1,109.00			1,109.00
24308- 1000- 52220- 1010- 001028- 0000- 00000	MedicarePaymnts		853.00	118.51	719.51	14.98
24308- 1000- 52220- 2000- 001028- 0000- 00000	MedicarePaymnts		44.00		43.51	.49
24308- 1000- 52311- 1010- 001028- 0000- 00000	Hth&MedPremiums		14,371.00	2,406.40	11,963.90	.70
24308- 1000- 52312- 0000- 001028- 0000- 00000	Life	57.00	57.00			57.00
24308- 1000- 52312- 1010- 001028- 0000- 00000	Life		66.00	10.52	55.23	.25
24308- 1000- 52313- 1010- 001028- 0000- 00000	Dental		616.00	102.64	513.20	.16
24308- 1000- 52314- 1010- 001028- 0000- 00000	Vision		102.00	16.96	84.80	.24
24308- 1000- 52315- 1010- 001028- 0000- 00000	Disability		117.00	19.48	97.40	.12
24308- 1000- 52500- 0000- 001028- 0000- 00000	UnemploymntComp	108.00	108.00			108.00
24308- 1000- 52500- 1010- 001028- 0000- 00000	UnemploymntComp		225.00	23.60	178.21	23.19
24308- 1000- 52500- 2000- 001028- 0000- 00000	UnemploymntComp		5.00		4.40	.60

Selection Grouped by Account Type, Filtered by User Permissions, (Org = 140, Online/Offline = N, Period = 11, UnPosted JEs? = N, Assets and Liabilities? = N, Restricted Accts? = Y, Objct = 5, Obj Digits = 0, Page Break Lvl =)

Balances through 05/31/2022						Fiscal Year 2021/22	
Funds- Func- Obj ct - Pr gm- Locat n- JbCl - Opt nl	Description	Adopted Budget	Revised Budget	Encumbered	Expenditure	Account Balance	
Funds 24308 - CRRSA, ESSER II, Func 1000 - Instruction (continued)							
24308- 1000- 52710- 0000- 001028- 0000- 00000	WorkersCompPrem	229.00	229.00			229.00	
24308- 1000- 52710- 1010- 001028- 0000- 00000	WorkersCompPrem		229.00		229.00		
24308- 1000- 52720- 0000- 001028- 0000- 00000	WorkrsCompERFee	10.00	10.00			10.00	
24308- 1000- 52720- 1010- 001028- 0000- 00000	WorkrsCompERFee		10.00	2.30	6.90	.80	
24308- 1000- 53414- 1010- 001028- 0000- 00000	OthProfTechSvcs	20,000.00	1,302.00			1,302.00	
24308- 1000- 55915- 9000- 001028- 0000- 00000	OthContractSvcs		12,000.00	6,000.00	6,000.00		
24308- 1000- 57332- 1010- 001028- 0000- 00000	SupplAssets<\$5k	87,500.00	87,500.00		10,084.95	77,415.05	
Total for Func 1000 and Expense accounts		203,071.00	203,071.00	20,755.71	100,979.70	81,335.59	
Funds 24308 - CRRSA, ESSER II, Func 2100 - SuppSvcsStudnts							
24308- 2100- 51300- 0000- 001028- 1211- 00000	AddtnlCompenstn,CoordSubS		77.00		76.71	.29	
24308- 2100- 51300- 0000- 001028- 1216- 00000	AddtnlCompenstn,HealthAss		1,000.00		1,000.00		
24308- 2100- 51300- 0000- 001028- 1217- 00000	AddtnlCompenstn,SecClerTe		2,000.00		2,000.00		
24308- 2100- 52111- 0000- 001028- 0000- 00000	EducRetirement		12.00		11.62	.38	
24308- 2100- 52112- 0000- 001028- 0000- 00000	ERARetireeHlth		2.00		1.53	.47	
24308- 2100- 52210- 0000- 001028- 0000- 00000	FICA Payments		191.00		190.75	.25	
24308- 2100- 52220- 0000- 001028- 0000- 00000	MedicarePaymnts		45.00		44.61	.39	
24308- 2100- 52500- 0000- 001028- 0000- 00000	UnemploymntComp		9.00		8.80	.20	
24308- 2100- 53215- 0000- 001028- 0000- 00000	PsychologtsCont		6,882.00		7,329.06	447.06-	
Total for Func 2100 and Expense accounts		.00	10,218.00	.00	10,663.08	445.08-	
Funds 24308 - CRRSA, ESSER II, Func 2300 - SupptSvcs-Admin							
24308- 2300- 51300- 0000- 001028- 1111- 00000	AddtnlCompenstn,Superinte		1,000.00		1,000.00		
24308- 2300- 52210- 0000- 001028- 0000- 00000	FICA Payments		62.00		62.00		
24308- 2300- 52220- 0000- 001028- 0000- 00000	MedicarePaymnts		15.00		14.50	.50	
Total for Func 2300 and Expense accounts		.00	1,077.00	.00	1,076.50	.50	
Funds 24308 - CRRSA, ESSER II, Func 2400 - SupSvcsSchAdmin							
24308- 2400- 51300- 0000- 001028- 1112- 00000	AddtnlCompenstn,Principal		1,000.00		1,000.00		
24308- 2400- 52210- 0000- 001028- 0000- 00000	FICA Payments		62.00		62.00		
24308- 2400- 52220- 0000- 001028- 0000- 00000	MedicarePaymnts		15.00		14.50	.50	
Total for Func 2400 and Expense accounts		.00	1,077.00	.00	1,076.50	.50	
Funds 24308 - CRRSA, ESSER II, Func 2600 - Op&MaintofPlant							
24308- 2600- 56118- 0000- 001028- 0000- 00000	GenSuppliesMats	33,200.00	33,200.00		1,339.16	31,860.84	
24308- 2600- 57331- 0000- 001028- 0000- 00000	FixedAssets>\$5k		31,686.00		31,685.32	.68	
24308- 2600- 57332- 0000- 001028- 0000- 00000	SupplAssets<\$5k	70,120.00	26,062.00			26,062.00	
Total for Func 2600 and Expense accounts		103,320.00	90,948.00	.00	33,024.48	57,923.52	
Total for Funds 24308		306,391.00	306,391.00	20,755.71	146,820.26	138,815.03	

Selection Grouped by Account Type, Filtered by User Permissions, (Org = 140, Online/Offline = N, Period = 11, UnPosted JEs? = N, Assets and Liabilities? = N, Restricted Accts? = Y, Objct = 5, Obj Digits = 0, Page Break Lvl =)

Balances through 05/31/2022						Fiscal Year 2021/22
Funds- Func- Obj ct - Pr gm- Locat n- Jb Cl - Opt nl	Description	Adopted Budget	Revised Budget	Encumbered	Expenditure	Account Balance
Funds 24316 - Air Quality, Func 2600 - Op&MaintofPlant						
24316- 2600- 56118- 0000- 001028- 0000- 00000	GenSuppliesMats		3,431.00		3,431.00	
24316- 2600- 57332- 0000- 001028- 0000- 00000	SupplAssets<\$5k		3,412.00			3,412.00
Total for Funds 24316, Func 2600 and Expense accounts		.00	6,843.00	.00	3,431.00	3,412.00
Funds 24330 - ESSER III, Func 1000 - Instruction						
24330- 1000- 51100- 1010- 001028- 1411- 00000	SalariesExpense, Teachers		250,000.00	17,210.79	65,900.19	166,889.02
24330- 1000- 51100- 1010- 001028- 1413- 00000	SalariesExpense, TeachersE		2,690.00		2,689.89	.11
24330- 1000- 51300- 1010- 001028- 1411- 00000	AddtnlCompenstrn, Teachers		10,000.00		4,068.75	5,931.25
24330- 1000- 51300- 1010- 001028- 1711- 00000	AddtnlCompenstrn, InstAsst1		5,000.00		5,000.00	
24330- 1000- 52111- 1010- 001028- 0000- 00000	EducRetirement		37,875.00	2,607.42	11,765.18	23,502.40
24330- 1000- 52112- 1010- 001028- 0000- 00000	ERARetireeHlth		5,000.00	344.19	1,553.25	3,102.56
24330- 1000- 52210- 1010- 001028- 0000- 00000	FICA Payments		15,500.00	1,025.07	4,658.10	9,816.83
24330- 1000- 52220- 1010- 001028- 0000- 00000	MedicarePaymnts		5,000.00	239.75	1,089.46	3,670.79
24330- 1000- 52311- 1010- 001028- 0000- 00000	Hth&MedPremiums		19,173.00	974.00	4,579.23	13,619.77
24330- 1000- 52312- 1010- 001028- 0000- 00000	Life		121.00	21.04	99.94	.02
24330- 1000- 52313- 1010- 001028- 0000- 00000	Dental		189.00	34.32	154.44	.24
24330- 1000- 52314- 1010- 001028- 0000- 00000	Vision		42.00	7.52	33.84	.64
24330- 1000- 52315- 1010- 001028- 0000- 00000	Disability		78.00	12.86	64.38	.76
24330- 1000- 52500- 1010- 001028- 0000- 00000	UnemploymntComp		277.00	53.91	194.77	28.32
24330- 1000- 52720- 1010- 001028- 0000- 00000	WorkrsCompERFee		19.00	4.60	13.80	.60
24330- 1000- 55915- 1010- 001028- 0000- 00000	OthContractSvcs		30,000.00			30,000.00
24330- 1000- 56118- 4020- 001028- 0000- 00000	GenSuppliesMats		4,000.00			4,000.00
24330- 1000- 57332- 1010- 001028- 0000- 00000	SupplAssets<\$5k		75,000.00			75,000.00
Total for Func 1000 and Expense accounts		.00	459,964.00	22,535.47	101,865.22	335,563.31
Funds 24330 - ESSER III, Func 2100 - SuppSvcsStudnts						
24330- 2100- 53215- 0000- 001028- 0000- 00000	PsychologtsCont		90,000.00	2,652.31	13,268.51	74,079.18
Total for Func 2100 and Expense accounts		.00	90,000.00	2,652.31	13,268.51	74,079.18
Funds 24330 - ESSER III, Func 2600 - Op&MaintofPlant						
24330- 2600- 54312- 0000- 001028- 0000- 00000	MntRepBlgsGrnds		100,000.00			100,000.00
24330- 2600- 56118- 0000- 001028- 0000- 00000	GenSuppliesMats		30,000.00			30,000.00
Total for Func 2600 and Expense accounts		.00	130,000.00	.00	.00	130,000.00
Total for Funds 24330		.00	679,964.00	25,187.78	115,133.73	539,642.49
Funds 27107 - 2012GOBondSB66, Func 2200 - Suppt Svcs Inst						
27107- 2200- 56114- 0000- 001028- 0000- 00000	LibraryAudioVis	3,083.00	3,083.00			3,083.00
Total for Funds 27107, Func 2200 and Expense accounts		3,083.00	3,083.00	.00	.00	3,083.00
Funds 27502 - NextGen, Func 1000 - Instruction						

Selection Grouped by Account Type, Filtered by User Permissions, (Org = 140, Online/Offline = N, Period = 11, UnPosted JEs? = N, Assets and Liabilities? = N, Restricted Accts? = Y, Objct = 5, Obj Digits = 0, Page Break Lvl =)

Balances through 05/31/2022						Fiscal Year 2021/22	
Funds- Func- Obj ct - Pr gm- Locat n- JbCl - Opt nl	Description	Adopted Budget	Revised Budget	Encumbered	Expenditure	Account Balance	
Funds 27502 - NextGen, Func 1000 - Instruction							
27502- 1000- 56118- 1010- 001028- 0000- 00000	GenSuppliesMats	118.00	118.00			118.00	
Total for Funds 27502, Func 1000 and Expense accounts		118.00	118.00	.00	.00	118.00	
Funds 28211 - NM COVID-19, Func 2100 - SuppSvcsStudnts							
28211- 2100- 51100- 0000- 001028- 1216- 00000	SalariesExpense,HealthAss		38,427.00	4,727.16	24,817.59	8,882.25	
28211- 2100- 51300- 0000- 001028- 1216- 00000	AddtnlCompenstn,HealthAss			1,666.64	3,333.28	4,999.92-	
28211- 2100- 52111- 0000- 001028- 0000- 00000	EducRetirement		5,822.00	968.68	4,264.88	588.44	
28211- 2100- 52112- 0000- 001028- 0000- 00000	ERARetireeHlth		769.00	127.88	562.95	78.17	
28211- 2100- 52210- 0000- 001028- 0000- 00000	FICA Payments		2,382.00	396.40	1,745.31	240.29	
28211- 2100- 52220- 0000- 001028- 0000- 00000	MedicarePaymnts		557.00	92.72	408.26	56.02	
28211- 2100- 52312- 0000- 001028- 0000- 00000	Life		63.00	8.40	39.90	14.70	
28211- 2100- 52500- 0000- 001028- 0000- 00000	UnemploymntComp			21.12	65.94	87.06-	
28211- 2100- 52710- 0000- 001028- 0000- 00000	WorkersCompPrem		270.00			270.00	
28211- 2100- 52720- 0000- 001028- 0000- 00000	WorkrsCompERFee		10.00	1.84	5.52	2.64	
28211- 2100- 53414- 0000- 001028- 0000- 00000	OthProfTechSvcs		29,500.00	4,185.52	22,783.23	2,531.25	
28211- 2100- 55915- 0000- 001028- 0000- 00000	OthContractSvcs			2,340.00		2,340.00-	
28211- 2100- 56118- 0000- 001028- 0000- 00000	GenSuppliesMats				124.99	124.99-	
Total for Funds 28211, Func 2100 and Expense accounts		.00	77,800.00	14,536.36	58,151.85	5,111.79	
Funds 29102 - PrivDirGrntsCat, Func 1000 - Instruction							
29102- 1000- 56118- 1010- 001028- 0000- 00000	GenSuppliesMats		131.00		695.50	564.50-	
29102- 1000- 57332- 1010- 001028- 0000- 00000	SupplAssets<\$5k	2,600.00	2,600.00			2,600.00	
Total for Funds 29102, Func 1000 and Expense accounts		2,600.00	2,731.00	.00	695.50	2,035.50	
Funds 31200 - PubSchCapOutlay, Func 4000 - Capital Outlay							
31200- 4000- 54610- 0000- 001028- 0000- 00000	RentlLandBldngs		189,036.00	9,622.11	179,413.89		
Total for Funds 31200, Func 4000 and Expense accounts		.00	189,036.00	9,622.11	179,413.89	.00	
Funds 31600 - CapImprvmtsHB33, Func 2300 - SupptSvcs-Admin							
31600- 2300- 53712- 0000- 001028- 0000- 00000	CityTaxCollCost	3,000.00	3,000.00		1,493.76	1,506.24	
Total for Func 2300 and Expense accounts		3,000.00	3,000.00	.00	1,493.76	1,506.24	
Funds 31600 - CapImprvmtsHB33, Func 4000 - Capital Outlay							
31600- 4000- 54640- 0000- 001028- 0000- 00000	RentalLease2Pur	1,038,021.00	1,038,021.00			1,038,021.00	
Total for Func 4000 and Expense accounts		1,038,021.00	1,038,021.00	.00	.00	1,038,021.00	
Total for Funds 31600		1,041,021.00	1,041,021.00	.00	1,493.76	1,039,527.24	
Funds 31700 - CapImprvmtsSB-9, Func 4000 - Capital Outlay							
31700- 4000- 57332- 0000- 001028- 0000- 00000	SupplAssets<\$5k		4,319.00			4,319.00	
Total for Funds 31700, Func 4000 and Expense accounts		.00	4,319.00	.00	.00	4,319.00	

Selection Grouped by Account Type, Filtered by User Permissions, (Org = 140, Online/Offline = N, Period = 11, UnPosted JEs? = N, Assets and Liabilities? = N, Restricted Accts? = Y, Objct = 5, Obj Digits = 0, Page Break Lvl =)

Balances through 05/31/2022					Fiscal Year 2021/22	
Funds- Func- Obj ct - Pr gm- Locat n- JbCl - Opt nl	Description	Adopted Budget	Revised Budget	Encumbered	Expenditure	Account Balance
Funds 31701 - CapImprvsSB9Loc, Func 2300 - SupptSvcs-Admin						
31701-2300-53712-0000-001028-0000-00000	CityTaxCollCost	1,355.00	1,355.00		765.97	589.03
Total for Func 2300 and Expense accounts		1,355.00	1,355.00	.00	765.97	589.03
Funds 31701 - CapImprvsSB9Loc, Func 4000 - Capital Outlay						
31701-4000-57332-0000-001028-0000-00000	SupplAssets<\$5k	609,097.00	609,097.00			609,097.00
Total for Func 4000 and Expense accounts		609,097.00	609,097.00	.00	.00	609,097.00
Total for Funds 31701		610,452.00	610,452.00	.00	765.97	609,686.03
Funds 31703 - CapImprvmtsSB-9, Func 4000 - Capital Outlay						
31703-4000-57332-0000-001028-0000-00000	SupplAssets<\$5k	13,381.00	20,709.00			20,709.00
Total for Funds 31703, Func 4000 and Expense accounts		13,381.00	20,709.00	.00	.00	20,709.00
Total for Org 140 - Corrales International School		5,393,452.00	6,498,048.00	579,303.87	2,599,925.88	3,318,818.25

Balances through May				Fiscal Year 2021/22
Funds	Description	Debit	Credit	Account Balance
Objct 11011 - Bank Accounts				
11000	Operational Fund	3,504,192.41	2,249,348.59	1,254,843.82
14000	Inst. Materials Fund	2,438.15		2,438.15
21000	Food Services Fund	2,468.96	618.63	1,850.33
23000	Non-Instruct. Fund	12,535.67	1,963.49	10,572.18
24106	IDEA-B Entitlement	25,037.01	27,724.05	2,687.04-
24153	English Language Acquisition	2,508.13	2,508.13	
24154	Teach./Princp. Train & Recruit		10,228.54	10,228.54-
24174	Carl Perkins Second. - Current	9,795.47	9,795.47	
24175	Carl Perkins Second. - CO	1,703.82	1,703.82	
24176	Carl Perkins Second. - Redist	23,929.00	23,929.00	
24308	CRRSA, ESSER II	129,701.44	144,616.30	14,914.86-
24316	ESSER II Air Quality	3,431.00	3,431.00	
24330	ESSER III	88,849.77	112,487.02	23,637.25-
27502	NextGen Career Technical Ed	4,462.65	4,462.65	
28211	NM Schools COVID-19	46,999.61	80,791.16	33,791.55-
29102	Private Dir Grants-Categorical	2,730.23	695.50	2,034.73
31200	Public School Capital Outlay	141,777.99	179,413.89	37,635.90-
31600	Capital Improv. HB 33	994,290.89		994,290.89
31700	Capital Improv. SB9	1,187.40	1,187.40	
31701	Capital Improv. SB9 Local	586,291.25		586,291.25
31703	SB9 State Match Cash	13,381.00		13,381.00
Total for Org 140, Objct 11011 and Asset accounts		5,597,711.85	2,854,904.64	2,742,807.21

Statement Date 05/31/2022

Cash Object 11011

Status Submitted

Journal Entry #

Bank Statement Ending Balance	2,752,272.49	Service Charge	0.00
Less: Uncleared Payments	9,465.28	Interest Earned	0.00
Add: Uncleared Deposits	0.00		
Add: Uncleared Other	0.00	Cleared Payments	240,147.13
Adjusted Bank Balance	2,742,807.21	Cleared Deposits	344,597.23
System Cash Balance	2,742,807.21	Cleared Other	0.00
Add: Unposted Charges and Interest	0.00		
Revised System Cash Balance	2,742,807.21	Submitted By	JYAMAT, 06/07/2022
Difference	0.00	Posted By	

Uncleared Payments

Issued	Check #	Check Amount	Pay To Name	Vendor ID	Emp ID	Bank Acct
04/22/22	12520	1,800.24	JNT Resource Partners, LP	010042		140MAIN
05/11/22	12550	1,186.63	Michele Koenigsberg	010068		140MAIN
05/16/22	12570	768.00	Grant's Steel	010112		140MAIN
05/16/22	12572	1,186.63	Michele Koenigsberg	010068		140MAIN
05/25/22	12587	44.00	Buckon, Mary Ann	010158		140MAIN
05/25/22	12588	1,737.08	Cooperative Education Services	000007		140MAIN
05/25/22	12589	336.00	Patty Palmer Deep Space Sparkle	010099		140MAIN
05/25/22	12590	1,965.00	LSG and Associates Inc	010072		140MAIN
05/25/22	12592	100.00	New Mexico Activities Association	000526		140MAIN
05/25/22	12593	180.00	Public Charter Schools of NM	000008		140MAIN
05/25/22	12595	161.70	Tolley, Mark	000714		140MAIN
		9,465.28				

Cleared Payments

Issued	Check #	Check Amount	Cleared Amount	Difference	Cleared	Pay To Name	Vendor ID	Emp ID	Bank Acct
04/20/22	12523	220.00	220.00		05/31/22	A&R Office Machines	010048		140MAIN
04/20/22	12526	1,186.63	1,186.63		05/31/22	Michele Koenigsberg	010068		140MAIN
04/20/22	12528	44.00	44.00		05/31/22	Malizia, Angelique	010132		140MAIN
04/20/22	12531	500.00	500.00		05/31/22	Social Innovation Strategies Group, LLC	010156		140MAIN
04/26/22	12532	463.30	463.30		05/31/22	ABCWUA	000067		140MAIN
04/26/22	12533	496.02	496.02		05/31/22	Century Link	000392		140MAIN
04/26/22	12534	542.16	542.16		05/31/22	KB Photo NM, LLC	010059		140MAIN
04/26/22	12535	532.52	532.52		05/31/22	New Mexico Gas Company	000136		140MAIN
04/26/22	12536	1,033.65	1,033.65		05/31/22	PNM	000068		140MAIN
04/26/22	12537	84.66	84.66		05/31/22	Staples Business Advantage	000315		140MAIN
04/26/22	12538	550.00	550.00		05/31/22	Oren V Stevens	010047		140MAIN

Selection Grouped by Org, Cash Object, Statement Date - Sorted by Item date, Item #, (Org = 140, Cash Object IN ('11011'), Bank Statement Date = 5/31/2022, Uncleared Only? = No)



Statement Date 05/31/2022

Cash Object 11011

Status Submitted

Journal Entry #

Cleared Payments (continued)

Issued	Check #	Check Amount	Cleared Amount	Difference	Cleared	Pay To Name	Vendor ID	Emp ID	Bank Acct
04/29/22	12585	20.00	20.00		05/31/22	EarthLink	000107		140MAIN
05/03/22	12559	21,328.42	21,328.42		05/31/22	NMPSIA	900001		140MAIN
05/06/22	12540	231.47	231.47		05/31/22	Allison Murphy		000182	140MAIN
05/06/22	12541	12,313.15	12,313.15		05/31/22	EFTPS	900004		140MAIN
05/06/22	12542	1,800.24	1,800.24		05/31/22	JNT Resource Partners, LP	010042		140MAIN
05/06/22	12543	3,442.27	3,442.27		05/31/22	NM RHC	900006		140MAIN
05/06/22	Batch 05/06/2022	35,141.33	35,141.33		05/31/22				140MAIN
05/09/22	12584	31,540.00	31,540.00		05/31/22	Shooter II Properties LLC	000528		140MAIN
05/11/22	12544	518.70	518.70		05/31/22	Krum Corporation	010149		140MAIN
05/11/22	12545	258.32	258.32		05/31/22	Brady Industries of New Mexico	000515		140MAIN
05/11/22	12546	178.93	178.93		05/31/22	Monitronics	010120		140MAIN
05/11/22	12547	2,117.88	2,117.88		05/31/22	Cooperative Education Services	000007		140MAIN
05/11/22	12548	78.00	78.00		05/31/22	Copley, Scott	000517		140MAIN
05/11/22	12549	1,241.96	1,241.96		05/31/22	Great Western Specialty Systems, Inc	000620		140MAIN
05/11/22	12551	572.99	572.99		05/31/22	Pacific Automation	000473		140MAIN
05/11/22	12552	2,967.78	2,967.78		05/31/22	T3 IT Solutions, LLC	010116		140MAIN
05/11/22	12553	44.00	44.00		05/31/22	Tiger, Lisa	010020		140MAIN
05/11/22	12554	584.01	584.01		05/31/22	Fiber Platform, LLC	010130		140MAIN
05/11/22	12555	64.73	64.73		05/31/22	Michael L Hayes	010074		140MAIN
05/11/22	12556	29,661.38	29,661.38		05/31/22	NM Educational RetirementBoard	900005		140MAIN
05/11/22	12557	2,882.37	2,882.37		05/31/22	NM Taxation/Revenue Department	900003		140MAIN
05/12/22	12558	51.74	51.74		05/31/22	AFLAC	901002		140MAIN
05/13/22	12560	272.30	272.30		05/31/22	Berry, Kandy	010129		140MAIN
05/13/22	12561	834.69	834.69		05/31/22	Perea, Ana	000352		140MAIN
05/13/22	12562	392.63	392.63		05/31/22	Tiger, Lisa	010020		140MAIN
05/16/22	12563	484.71	484.71		05/31/22	ABCWUA	000067		140MAIN
05/16/22	12564	11,224.39	11,224.39		05/31/22	NM Charter School Education Service	000650		140MAIN
05/16/22	12565	112.00	112.00		05/31/22	Brady Industries of New Mexico	000515		140MAIN
05/16/22	12566	490.56	490.56		05/31/22	Century Link	000392		140MAIN
05/16/22	12567	1,843.97	1,843.97		05/31/22	Cooperative Education Services	000007		140MAIN
05/16/22	12568	160.73	160.73		05/31/22	CR Refrigeration	000573		140MAIN
05/16/22	12569	2,157.50	2,157.50		05/31/22	Extreme Cleaning Services	000582		140MAIN
05/16/22	12571	794.00	794.00		05/31/22	International Baccalaureate	000115		140MAIN
05/16/22	12573	210.00	210.00		05/31/22	LSG and Associates Inc	010072		140MAIN
05/16/22	12574	87.11	87.11		05/31/22	Perea, Ana	000352		140MAIN

Selection Grouped by Org, Cash Object, Statement Date - Sorted by Item date, Item #, (Org = 140, Cash Object IN ('11011'), Bank Statement Date = 5/31/2022, Uncleared Only? = No)



Statement Date 05/31/2022

Cash Object 11011

Status Submitted

Journal Entry #

Cleared Payments (continued)

Issued	Check #	Check Amount	Cleared Amount	Difference	Cleared	Pay To Name	Vendor ID	Emp ID	Bank Acct
05/16/22	12575	1,165.29	1,165.29		05/31/22	PNM	000068		140MAIN
05/16/22	12576	5,317.00	5,317.00		05/31/22	Project Lead the Way	000500		140MAIN
05/16/22	12577	44.00	44.00		05/31/22	Shipley, Jaclyn	010154		140MAIN
05/16/22	12578	312.50	312.50		05/31/22	Staples Business Advantage	000315		140MAIN
05/16/22	12579	727.47	727.47		05/31/22	T3 IT Solutions, LLC	010116		140MAIN
05/16/22	12580	41.51	41.51		05/31/22	Level 3 Communications LLC	000061		140MAIN
05/20/22	12581	416.11	416.11		05/31/22	Allison Murphy		000182	140MAIN
05/20/22	12582	12,394.78	12,394.78		05/31/22	EFTPS	900004		140MAIN
05/20/22	12583	1,800.24	1,800.24		05/31/22	JNT Resource Partners, LP	010042		140MAIN
05/20/22	Batch 05/20/2022	35,007.61	35,007.61		05/31/22				140MAIN
05/25/22	12586	2,298.67	2,298.67		05/31/22	Amazon.com LLC	000701		140MAIN
05/25/22	12591	174.12	174.12		05/31/22	New Mexico Gas Company	000136		140MAIN
05/25/22	12594	8,683.68	8,683.68		05/31/22	PowerSchool Group LLC	000677		140MAIN
05/26/22	12603	6.95	6.95		05/31/22	EarthLink	000107		140MAIN
		240,147.13	240,147.13						

Cleared Deposits

Deposited	Deposit #	Deposit Amount	Cleared Amount	Difference	Cleared	Bank Acct
05/02/22	Batch 05/02/2022	47,259.00	47,259.00		05/31/22	140MAIN
05/03/22	Batch 05/03/2022	969.03	969.03		05/31/22	140MAIN
05/09/22	Batch 05/09/2022	572.00	572.00		05/31/22	140MAIN
05/10/22	Batch 05/10/2022	12.60	12.60		05/31/22	140MAIN
05/11/22	Batch 05/11/2022	664.00	664.00		05/31/22	140MAIN
05/12/22	Batch 05/12/2022	225,646.04	225,646.04		05/31/22	140MAIN
05/13/22	Batch 05/13/2022	1,140.00	1,140.00		05/31/22	140MAIN
05/20/22	Batch 05/20/2022	25,825.39	25,825.39		05/31/22	140MAIN
05/24/22	Batch 05/24/2022	41,809.17	41,809.17		05/31/22	140MAIN
05/26/22	Batch 05/26/2022	700.00	700.00		05/31/22	140MAIN
		344,597.23	344,597.23			

Selection Grouped by Org, Cash Object, Statement Date - Sorted by Item date, Item #, (Org = 140, Cash Object IN ('11011'), Bank Statement Date = 5/31/2022, Uncleared Only? = No)



Analyzed Business Checking - PF

Account number: 5737227214 ■ May 1, 2022 - May 31, 2022 ■ Page 1 of 3

Page 32 of 33

WELLS
FARGO

CORRALES INTERNATIONAL SCHOOL
5500 WILSHIRE AVENE
ALBUQUERQUE NM 87113-1949

Questions?

Call your Customer Service Officer or Client Services
1-800-AT WELLS (1-800-289-3557)
5:00 AM TO 6:00 PM Pacific Time Monday - Friday

Online: wellsfargo.com

Write: Wells Fargo Bank, N.A. (585)
P.O. Box 6995
Portland, OR 97228-6995

Account summary

Analyzed Business Checking - PF

Account number	Beginning balance	Total credits	Total debits	Ending balance
5737227214	\$2,647,822.39	\$344,597.23	-\$240,147.13	\$2,752,272.49

Credits

Electronic deposits/bank credits

Effective date	Posted date	Amount	Transaction detail
05/02		47,259.00	State of NEW Mex Vndr Pymt Nmap0001367357 IN22-00003 IN22-00003
05/03		969.03	Post Verify Deposit
05/09		572.00	Post Verify Deposit
05/10		12.60	Post Verify Deposit
05/11		664.00	Post Verify Deposit
05/12		225,646.04	APS Payments Corrales Intl Corrales Intl Cs
05/13		1,140.00	Post Verify Deposit
05/20		224.37	Sandoval County ACH Paymen 702096 April 2022 Distribution Sb-9
05/20		426.44	Sandoval County ACH Paymen 700640 April 2022 Distribution Hb-33
05/20		25,174.58	Bernalillo Count Distr_Pymt Corrales International
05/24		41,809.17	Post Verify Deposit
05/26		700.00	Post Verify Deposit
		\$344,597.23	Total electronic deposits/bank credits
		\$344,597.23	Total credits

Debits

Electronic debits/bank debits

Effective date	Posted date	Amount	Transaction detail
05/02		20.00	Earthlink LLC Internet 220429 7334602 Corrales International
05/03		21,328.42	ACH Prep Origintn - Corrales Interna - File 7878782339 Coid 2261136464
05/04		35,141.33	ACH Prep Origintn - Corrales Interna - File 7878782339 Coid 2261136464
05/06		3,442.27	ACH Prep Origintn - Corrales Interna - File 7878782339 Coid 2261136464



Electronic debits/bank debits (continued)

Effective date	Posted date	Amount	Transaction detail
	05/06	12,313.15 <	Business to Business ACH Debit - IRS Usatapytmt 050622 270252612494475 Corrales International
	05/09	31,540.00	ACH Prep Origintn - Corrales Interna - File 7878782339 Coid 2261136464
	05/10	2,967.78	T3ltsolutionsllc Webpayment 220509 Corrales International
	05/12	29,661.38 <	Business to Business ACH Debit - Nmerb Web Pay 220511 02363 Corrales International
	05/13	2,882.37 <	Business to Business ACH Debit - Tax_Rev_Wwt_Ecks Trd Pmnt 220511 1365430400 Corrales International
	05/16	51.74 <	Business to Business ACH Debit - AFLAC Insurance 051222 Hwg64108185 Corrales International
	05/18	35,007.61	ACH Prep Origintn - Corrales Interna - File 7878782339 Coid 2261136464
	05/18	727.47	T3ltsolutionsllc Webpayment 220517 Corrales International
	05/20	12,394.78 <	Business to Business ACH Debit - IRS Usatapytmt 052022 270254081060513 Corrales International
	05/27	2,298.67 <	Business to Business ACH Debit - Payment for Amz Corp Line 052522 xxxxx1215 87810462206
	05/31	6.95	Earthlink LLC Internet 220527 7734101 Corrales International

\$189,783.92 Total electronic debits/bank debits

< **Business to Business ACH:** If this is a business account, this transaction has a return time frame of one business day from post date. This time frame does not apply to consumer accounts.

Checks paid

Number	Amount	Date	Number	Amount	Date	Number	Amount	Date
12523	220.00	05/02	12546	178.93	05/27	12567	1,843.97	05/19
12526*	1,186.63	05/09	12547	2,117.88	05/23	12568	160.73	05/24
12528*	44.00	05/17	12548	78.00	05/13	12569	2,157.50	05/18
12531*	500.00	05/02	12549	1,241.96	05/24	12571*	794.00	05/20
12532	463.30	05/02	12551*	572.99	05/23	12573*	210.00	05/19
12533	496.02	05/03	12553*	44.00	05/11	12574	87.11	05/20
12534	542.16	05/03	12554	584.01	05/20	12575	1,165.29	05/17
12535	532.52	05/02	12555	64.73	05/17	12576	5,317.00	05/23
12536	1,033.65	05/02	12560*	272.30	05/17	12577	44.00	05/18
12537	84.66	05/04	12561	834.69	05/17	12578	312.50	05/19
12538	550.00	05/03	12562	392.63	05/13	12580*	41.51	05/18
12540*	231.47	05/17	12563	484.71	05/17	12581	416.11	05/23
12542*	1,800.24	05/16	12564	11,224.39	05/17	12583*	1,800.24	05/26
12544*	518.70	05/16	12565	112.00	05/18	12591*	174.12	05/31
12545	258.32	05/13	12566	490.56	05/19	12594*	8,683.68	05/31

\$50,363.21 Total checks paid

* Gap in check sequence.

\$240,147.13 Total debits



Daily ledger balance summary

<i>Date</i>	<i>Balance</i>	<i>Date</i>	<i>Balance</i>	<i>Date</i>	<i>Balance</i>
04/30	2,647,822.39	05/11	2,584,893.13	05/20	2,732,732.58
05/02	2,692,311.92	05/12	2,780,877.79	05/23	2,724,308.60
05/03	2,670,364.35	05/13	2,778,406.47	05/24	2,764,715.08
05/04	2,635,138.36	05/16	2,776,035.79	05/26	2,763,614.84
05/06	2,619,382.94	05/17	2,761,714.21	05/27	2,761,137.24
05/09	2,587,228.31	05/18	2,723,624.12	05/31	2,752,272.49
05/10	2,584,273.13	05/19	2,720,767.09		
Average daily ledger balance		\$2,709,868.70			

Corrales International School
Current Capital Resources for Building Purchase
as of May 31, 2022

Fund	Current Resources as of May 31, 2022	Estimated Resources for June 30, 2022
HB-33	\$ 994,290.89	\$ 1,045,295.63
SB-9 - Local	\$ 586,291.25	\$ 611,180.41
Subtotal Property Tax	<u>\$ 1,580,582.14</u>	<u>\$ 1,656,476.04</u>
Operational	<u>\$ 500,000.00</u>	<u>\$ 500,000.00</u>
Total Available	<u>\$ 2,080,582.14</u>	<u>\$ 2,156,476.04</u>

Corrales International School
Journal Entries
May 1, 2022 - May 31, 2022

Org Id	Reference	Link #	Transaction Date	Total Amount	Source	JE Type	Comment	FiscalYear
140	GJ22-00009	11983	05/11/2022	1,950.00	Manual	General	Reversal of GJ22-00008 - Reclass FLIBS from prepaid to PD expense	2022
140	IFC22-00010	11979	02/28/2022	249.98	Manual	IFTCash	Reclass facemasks to fund 28211 - Amazon 12440	2022
140	IFC22-00011	11934	04/30/2022	222.30	Manual	IFTCash	Reclassify expenditure from 24175 to 11000	2022